

UT MARTIN SKYHAWKS



SKYHAWK VOLLEYBALL SKYHAWK VOLLEYBALL SKYHAWK VOLLEYBALL SKYHAWK VOLLEYBALL SKYHAWK VOLLEYBALL



2016 VOLLEYBALL

2016 UT MARTIN SKYHAWK VOLLEYBALL



#2 COLLEEN LARSON
L/DS • 5-5 • Senior
Naperville, Ill.



#4 MACY CATLETT
L/DS • 5-4 • Freshman
St. Louis, Mo.



#5 ALISHA ERVES
MB • 5-11 • Senior
Tyrone, Ga.



#6 JAMIE SCHERB
L/DS • 5-7 • Sophomore
Carmel, Ind.



#8 RACHEL NOFFSINGER
MB • 6-0 • Junior
Anna, Ohio



#10 MACY REIGELSPERGER
MB • 5-10 • Junior
Coldwater, Ohio



#11 HANNAH PHILLIPS
OH/S • 6-1 • Freshman
Orient, Ohio



#12 JEMIMA IDEMUDIA
MB • 6-2 • Junior
Glendale, Ariz.



#13 SARAH SHAW
MB • 5-11 • Sophomore
Collierville, Tenn.



#14 HAYLEY GRAY
OPP • 6-0 • Junior
Watseka, Ill.



#19 KELLY LEAN
S • 5-9 • Junior
Victoria, Australia



#35 MADISON WESSLING
OH • 5-10 • Senior
Louisville, Ky.



JACLYNN YOCUM
Head Coach • 2nd Year
Coastal Carolina, 2008



JULIA NOE
Asst. Coach • 6th Year
Western Kentucky, 2010



MICHELLE McLAUGHLIN
Student/Asst. • 1st Year
Bartlett, Ill.

QUICK FACTS

UNIVERSITY QUICK FACTS

Founded: 1900; Senior College, 1951
Enrollment: 6,827
Nickname: Skyhawks
Colors: Navy Blue and Orange
Affiliation: NCAA Division I
Conference: Ohio Valley
Interim Chancellor: Dr. Robert M. Smith
Interim Athletics Director: Kevin McMillan
Athletics Web Site: www.UTMSports.com

UTM VOLLEYBALL PERSONNEL

Head Coach: Jaclynn Yocum
Alma Mater: Coastal Carolina, 2008
Tenure at UT Martin: Second Season
Career Record: 127-53 (Five seasons)
UTM Record: 9-24 (One season)
E-Mail Address: jyocum@utm.edu
Office Telephone: (731) 881-7332

Assistant Coach: Julia Noe
Alma Mater: Western Kentucky, 2010
Tenure at UT Martin: Sixth season
E-Mail Address: jnoe5@utm.edu
Office Telephone: (731) 881-3332

UTM VOLLEYBALL QUICK FACTS

2015 Overall Record: 9-24
2015 Conference Record (Finish): 5-11 (10th)
Postseason: None
Players Returning/Lost: 6/7
Starters Returning/Lost: 2/4+libero
Newcomers: 6

Arena (Capacity): Skyhawk Fieldhouse (3,000)
First Year of Volleyball: 1969
First Year of Division-I Volleyball: 1992
All-Time Division-I Record: 297-460
All-Time OVC Record: 149-257
All-Time OVC Tournament Record: 8-11
OVC Tournament Appearances: 12
Last OVC Tournament Appearance: 2012

UTM SPORTS INFORMATION

Sports Information Director/VB Contact: Ryne Rickman
E-Mail Address: rrickman@utm.edu
Office Phone: (731) 881-7632
Cell Phone: (270) 703-2601
Fax Number: (731) 881-7624
Mailing Address: UT Martin Sports Information
 1022 Elam Center
 15 Mt. Pelia Rd.
 Martin, TN 38238

INSIDE THE GUIDE

Quick Facts.....	1
Media Information.....	2
Skyhawk Fieldhouse.....	3
Head Coach Jaclynn Yocum	4-5
Assistant Coach Julia Noe/Support Staff	6-8
BIO CAPSULES	9
Roster/Squad Breakdown	10
Player Bios.....	11-19
All-Time Roster	20
2016 OUTLOOK.....	21
Season Preview	22
Opponents/Postseason History.....	23-25
Ohio Valley Conference.....	26
2015 RECAP.....	27
Season Review	28
Final Statistics	29-30
RECORD BOOK.....	31
Notable Skyhawks	32
Career/Season Records.....	33-34
Match/Team Records	35-36
Yearly Leaders	37
All-Time Division-I Results	38-42
Yearly Division-I Results.....	43-46
THIS IS UTM.....	47
Skyhawk Athletics.....	48-49
Success After UTM/OVC Academic Awards	50-51
Athletics Administration.....	52

CREDITS

The 2016 University of Tennessee at Martin volleyball media guide was written and produced by sports information director Ryne Rickman using Adobe InDesign CS6. Special editorial assistance was provided by Alex Boggis. Front cover design by Alex Boggis, photos by Raffae Lazarian, Nathan Morgan, Trevor Ruszkowski, Tyler Holmes, Tom Via and Danny Karnik. Layout designs by Ryne Rickman and Matt Maxey.

The University of Tennessee at Martin does not discriminate on the basis of race, sex, color, religion, national origin, age, disability or veteran status in provision of educational opportunities or employment opportunities and benefits. UT Martin does not discriminate on the basis of sex or disability in the education programs and activities which it operates, pursuant to requirements of Title VI of the Civil Rights Act of 1964 as codified in 42 U.S.C. 2000D; Title IX of the Educational Amendments of 1972, Public Law 92 318; Section 504 of the Rehabilitation Act of 1973, Public Law 93-112; the Americans with Disabilities Act of 1990, Public Law 101-336; and the Age Discrimination in Employment Act. This policy extends to both employment by and admission to the university. Inquiries concerning Title VI, Title IX, Section 504, the Americans with Disabilities Act, and the Age Discrimination in Employment Act should be directed to the Office of Equity and Diversity, 240 Gooch Hall, UT Martin, Martin, TN 38238-5002, 731-881-7202. Charges of violation of the above policy also should be directed to the Equity and Diversity Officer.

E05-0416-00-004-17.

MEDIA INFORMATION



RYNE RICKMAN
SPORTS INFORMATION
DIRECTOR



ALEX BOGGIS
ASST. SPORTS INFORMATION
DIRECTOR



JUSTIN JEFFERIES
SPORTS INFORMATION
INTERM



JAKE ROGERS
SPORTS INFORMATION
STUDENT ASSISTANT



CAYCE WAINSCOTT
SPORTS INFORMATION
STUDENT ASSISTANT

RYNE RICKMAN **SPORTS INFORMATION DIRECTOR**

(Men's Basketball, Volleyball, Golf, Women's Tennis, Rodeo, Equestrian and Beach Volleyball)
Office Phone: 731-881-7632
Cell Phone: 270-703-2601
E-Mail: RRICKMAN@UTM.EDU

ALEX BOGGIS
ASSISTANT SPORTS INFORMATION DIRECTOR
(Football, Women's Basketball, Softball, Cross Country and Track)
Office Phone: 731-881-7694
Cell Phone: 618-357-1536
E-Mail: DABOGGIS@UTM.EDU

JUSTIN JEFFERIES
SPORTS INFORMATION INTERN
(Soccer, Baseball and Rifle)
Office Phone: 731-881-7694
Cell Phone: 256-762-7360
E-Mail: JJJEFF23@UTM.EDU

Office Fax: 731-881-7624
Web Site: www.UTMSports.com
Facebook: /UTMSports
Twitter: @UTMSports and @UTM_Gameday
Instagram: UTMSports
Snapchat: UTMSports

Mailing Address:
UT Martin Sports Information
1022 Elam Center
Martin, TN 38228

INTERVIEW POLICIES

Media interviews with players and coaches are encouraged, and every effort will be made to accommodate media requests. In-person interviews are preferred. Telephone interviews can be arranged through the sports information office. Reach out to the sports information office for the best time to reach head coach Jaclynn Yocum.

POSTGAME AVAILABILITIES

Players and coaches will be available for interviews at the volleyball court, after a brief cooling-off period at the conclusion of each match. Media will be provided full stat packages upon completion of each match. Skyhawk head coach Jaclynn Yocum and selected players will be made available upon request. Requests for players will be taken near the end of each match. Space will be made available following post game interviews for filing stories.

CREDENTIALS

No media credentials are required for coverage of regular-season home matches since admission is free. For postseason matches, credentials may be obtained through the sports information office. There is no designated media parking.

PRESS ROW

The press row for UT Martin volleyball is at an elevated height for easy viewing, located directly behind the official scoretable in the Skyhawk Fieldhouse. Wireless internet access is available throughout the Fieldhouse.

ON THE WEB

A wealth of resources for the UT Martin sports information department can be found at www.UTMSports.com. The site features updated schedules, rosters, player information, scores and statistics.

SKYHAWKS IN PRINT

The name of our institution is The University of Tennessee at Martin and if abbreviated, should be referred to as UT Martin. The University of Tennessee at Martin should be used as the first reference in a news story. UT Martin should be used in subsequent references and UTM is acceptable in headlines. Tennessee-Martin, UT-Martin, UT or Martin should never be used. The description Skyhawks should be used to represent all UT Martin athletic teams. Lady-Skyhawks or Hawks should never be used.



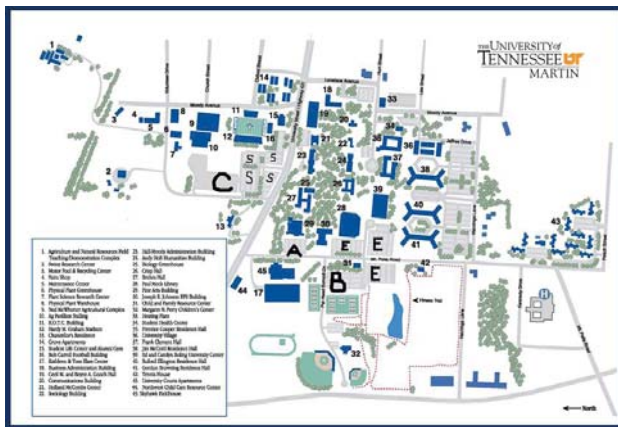
SKYHAWK FIELDHOUSE

Since 1969, the University of Tennessee at Martin volleyball team has called the Skyhawk Fieldhouse its home. With a capacity of 3,000, Skyhawk Fieldhouse is also home to the volleyball team's locker room, coaches' suite, athletic training facilities and sports information offices.

The Fieldhouse underwent a major facelift in the summer of 2014, as a brand new playing court was installed with a large Skyhawk head logo placed at midcourt. That followed an overhaul in the summer of 2011 that featured a large "Skyhawk Volleyball" screenprint was placed on the west wall. A total of 115 temporary plastic seats were also installed in the south bleachers, behind the bench areas.



Before construction of the neighboring Kathleen and Tom Elam Center in 1976, Skyhawk Fieldhouse was also home to the UT Martin men's and women's basketball teams. Now Skyhawk Fieldhouse is also home to many of the university's largest and most well-known events that surround Homecoming and Greek Week. The UT Martin volleyball team hosted the First State Skyhawk Invitational in three recent seasons (2011, 2012, 2014), which consisted of four teams playing in a two-day tournament.



UT Martin hosted the 2002 Ohio Valley Conference Tournament at Skyhawk Fieldhouse and claimed its first tournament championship and automatic bid to the NCAA tournament, with a 3-0 title match win over Southeast Missouri. The 2002 OVC Tournament also produced the largest crowd at Skyhawk Fieldhouse when 1,172 fans watched UT Martin defeat rival Murray State 3-2 in the semifinals.

DIRECTIONS TO SKYHAWK FIELDHOUSE

Skyhawk Fieldhouse is located adjacent to the Kathleen and Tom Elam Center, on campus, at the corner of Mt. Pelia Road and Pat Head Summitt Drive.

From I-24 East (Paducah, Ky.)

Take Exit 7 (Mayfield/Paducah) to Hwy. 45 South toward Mayfield. At Mayfield, turn right on Purchase Parkway (Fulton, Ky. Exit 121). At Fulton, follow Hwy. 45E South Bypass to Martin. Turn right onto University Street to the intersection of Mt. Pelia road Skyhawk Fieldhouse is on the right.

From I-40 West (Nashville, Tenn.)

Take Exit 108 North (Parker's Crossroads) to Highway 22. Follow Highway 22 to Martin. Exit onto Skyhawk Parkway and turn right at the first traffic light onto University Street. Make a right at the first traffic light onto Mt. Pelia Drive and Skyhawk Fieldhouse is on the right.

From I-40 East (Memphis, Tenn.)

Take Exit 80-B North to Highway 45 By-pass. Follow Highway 45E (Milan Exit) to Martin. Exit onto Skyhawk Parkway and turn right at the first traffic light onto University Street. Make a right at the first traffic light onto Mt. Pelia Drive and Skyhawk Fieldhouse is on the right.

TOP 10 FIELDHOUSE CROWDS

Date	Opponent	Attendance	Result
Nov. 22, 2002	Murray State*	1,172	W, 3-2
Oct. 15, 1999	Eastern Illinois	1,088	L, 3-0
Nov. 13, 2015	Tennessee Tech	751	L, 3-2
Nov. 23, 2002	Southeast Missouri*	738	W, 3-0
Sept. 28, 2001	Eastern Illinois	726	L, 3-2
Sept. 2, 2011	Stephen F. Austin	698	L, 3-1
Oct. 23, 2009	Jacksonville State	628	L, 3-1
Nov. 12, 2002	Tennessee State	627	W, 3-0
Sept. 22, 2010	Murray State	616	L, 3-1
Oct. 6, 2001	Tennessee Tech	614	W, 3-0

* Ohio Valley Conference Tournament

HEAD COACH JACLYNN YOCUM




Jaclynn Yocum is in her second season as the University of Tennessee at Martin head volleyball coach. She was officially named the seventh head coach in Skyhawk history on May 11, 2015.

Yocum was named to the prestigious 2015 "Thirty Under 30" list compiled by the American Volleyball Coaches Association. She was one of just four Division-I head coaches to earn a spot on that list. Her debut season at UT Martin included a road victory at a 22-win Ole Miss squad, which was the program's first win over a Southeastern Conference opponent since 2011. She also presided over Ohio Valley Conference Players of the Week and an All-OVC Newcomer in 2015.

YOCUM YEAR-BY-YEAR

YEAR	SCHOOL	RECORD	CONF
2011	Columbus State CC	22-10	10-2
2012	Columbus State CC	27-9	10-2
2013	Columbus State CC	35-6	12-0
2014	Columbus State CC	34-4	14-0
2015	UT Martin	9-24	5-11
TOTALS	5 YEARS	127-53	51-15
		(.706)	(.773)

Yocum amassed a 118-29 record (.803 winning percentage) and won 92 percent of her conference games (46-4) at Columbus State from 2011-14. She guided the Cougars to the last two Ohio Community College Athletic Conference championships, completing a perfect 14-0 season in 2014 after the squad went 12-0 in league play in 2013 on her way to back-to-back OCCAC Coach of the Year accolades. Overall, the Cougars reached the top-10 in the national standings in each of her final three seasons in Columbus.



In 2014, Yocum led Columbus State to a 34-4 record, a Region E district championship and the program's first-ever national Final Four appearance. She earned Region E District Coach of the Year honors while coaching 17 all-conference players in her four-year tenure with the Cougars. Included in that group is Stephanie Ruffing (2014 OCCAC Player of the Year, District E Player of the Year, first team All-American) and Ellie Cain (first team All-OCCAC, first team All-Region 12, NJCAA All-National Tournament team).

In 2013, Yocum tallied a career-high 35 victories against only six losses. That followed a 27-9 mark (10-2 OCCAC) in 2012 and a 22-10 record (10-2 OCCAC) in 2011 – her debut season. Her 2012 and 2013 squads earned Region E district runner-up finishes.

Before taking over as head coach at Columbus State, Yocum spent one season as an assistant for the Cougars under head coach Kevin Burch. She also spent time as an adjunct professor for the sports and exercise science department at Columbus State.

HEAD COACH JACLYNN YOCUM

Yocum played collegiately at Coastal Carolina University in Conway, SC. She suffered a shoulder injury following her freshman season (2004) which was thought to be career-ending but she remarkably returned to the court in 2009 at Columbus State, where she was a star for a Cougar team that won the OCCAC title, the Region XII championship and reached the No. 7 spot at the national tournament under head coach Scott Nichols.

At the prep level, Yocum was a four-year letterwinner at Jonathan Adler High School, where she earned first team all-Ohio accolades. She was a two-time all-district honoree, a three-time all-county recipient and was the county and district player of the year as a senior in 2003. In addition to her volleyball prowess, she was also an All-Madison County honoree in both basketball and softball, becoming the first athlete in JAHS history to be named to three district All-Star contests.

Following her collegiate career, Yocum played professionally as an outside hitter and libero for the Arizona Sizzle of the USA Premier Volleyball League. In addition to her duties at Columbus State, she also coached the Buckeye Volleyball Club from 2008-14. She also has coached at elite camps at the University of Illinois and at the University of Tennessee.

A native of Plain City, Ohio, Yocum graduated Magna Cum Laude with a degree in communications and journalism from Coastal Carolina in 2008. She then graduated Summa Cum Laude with a Master's in sports and exercise science/athletic administration from Concordia University-Irvine in 2013.



ASSISTANT COACH JULIA NOE



Julia Noe is in her sixth season as an assistant volleyball coach at the University of Tennessee at Martin. She was previously a volunteer assistant at Western Kentucky and an assistant coach of the prestigious Kentucky Indiana Volleyball Academy (KIVA) 18 Red club team based out of Louisville, Ky.

Primarily working with the setters at UT Martin, Noe has coached the only three Skyhawks to ever compile a triple-double in a match (Jenna Miller, Amanda Crask and Madison Bergren). Miller accomplished the feat during her senior season in 2011 while Crask compiled three triple-doubles in 2012-13 and Bergren accomplished the feat in 2014. Noe has also coached three of the five players in school history who have racked up at least 1,000 assists in a single season (Miller, Crask, Ellie Cain).

Last season, UT Martin tallied 1,329 assists as a team. Cain was responsible for 1,135 assists and earned adidas Ohio Valley Conference Setter of the Week honors on Nov. 2.

Noe oversaw a Skyhawk team that accumulated 1,279 assists in 2014. Bergren (935 assists) and Crask (138 assists) shared setter duties as they helped lead UT Martin to a .199 attack percentage which ranked third in the OVC.

In 2013, Crask won OVC adidas Setter of the Week accolades in the first two weeks of the season. Her 1,169 assists that season ranked as the sixth-most assists in UT Martin single season history while she also became one of just six setters in Skyhawk history to hand out at

least 2,000 career assists.

In 2012, Noe helped guide Crask to an All-OVC Newcomer selection. As a freshman, Crask led the Skyhawks in matches started (30), assists (884, 8.42 per set) and attack percentage (.215) while adding 158 kills, 23 service aces, 218 digs and 34 blocks. Crask registered 10 double-doubles and handed out at least 30 or more assists on 18 different occasions.

Noe's impact was immediately felt in her first season at UT Martin in 2011. The Skyhawks posted their first winning season since 2006 and made it to the OVC Tournament championship match for the first time since 2002. UT Martin's 19 overall wins and 12 OVC victories were also the most since 2002.

Also in 2011, Noe oversaw a squad that ranked second in program history with 1,561 assists. She coached Miller, who graduated with the third-most career assists (3,140) in Skyhawk history.

Noe helped the Lady Toppers to a 25-9 record in 2009, while also previously serving as a varsity assistant coach at her high school alma mater (Sacred Heart Academy) and co-head coach of the Bravo 18-1 club squad in 2010.

As a player, Noe was an integral piece of the Western Kentucky University volleyball team from 2005-08 and established herself as one of the greatest setters to ever don the Lady Topper uniform. In her four seasons (2005-08), the Lady Toppers compiled a 110-32 record, including a 52-11 Sun Belt Conference slate. Western Kentucky made three NCAA Tournament appearances while winning a pair of SBC East championships and SBC tournament titles in Noe's tenure as a player.

Noe's storied playing career included three all-conference selections (2006-08), a spot on the 2008 All-SBC Tournament team and a first-team American Volleyball Coaches Association (AVCA) All-South Region mention in 2008. That same year, she was also named as an AVCA All-American honorable mention.

A Louisville native, Noe received national attention as a junior. She received the Collegiate Volleyball Update (CVU.com) National Player of the Week on Oct. 2, 2007, becoming the first Western Kentucky player to earn a national player of the week accolade since 2003. In her record-setting week, she averaged 13.78 assists, 2.56 kills and 2.67 digs per game while hitting .413 in a pair of SBC victories.

During her senior campaign, Noe's steadiness helped the Lady Toppers consistently rank in the top five in the nation in hitting percentage. Noe's name is found dotted all across the Western Kentucky record book. She is the program's all-time leader in triple-doubles, amassing six of the program's 16 such performances. She also ranks in the top-5 of three career categories: assists (4,369, third); assists per game (9.92, fourth); and hitting percentage (.317, fifth). Her single-game hitting percentage of .800 (12 kills, no errors, 15 attempts) against Indiana on Aug. 26, 2007 rank as the second-best performance in Lady Topper history. She is listed six times in the program's top-10 single-season records in assists, assists per game, service aces and service aces per game.

In addition, Noe accumulated 954 digs, 632 kills, 164 blocks and 127 service aces in her collegiate career.

At Sacred Heart Academy, Noe was a four-year starter who led the Valkyries to the KHSAA state championship in 2003. She racked up all-state, all-district, all-tournament and academic all-state awards while at SHA and was also a three-time All-American for KIVA, winning two national championships for the AAU squad.

Noe received her bachelor of science in interior design from Western Kentucky in 2010.



SUPPORT STAFF



Although it is her first year as a student assistant, Michelle McLaughlin is no stranger to the Skyhawk volleyball program.

The Bartlett, Ill. native was a volleyball student-athlete at UT Martin from 2013-14, appearing in 53 matches (153 sets) in that span. She battled through injuries to rack up 27 kills, 16 assists, 176 digs, 22 service aces and four blocks during her Skyhawk playing career.

McLaughlin earned a pair of starts in back-to-back Ohio Valley Conference matches in 2014. She eclipsed double-figures in the dig column in three different matches, compiling a season-best 14 digs in five sets at Austin Peay on Sept. 26. She also earned a spot on the OVC Commissioner's Honor Roll that year.

As a freshman in 2013, McLaughlin compiled multi-ace performances in four different matches - all against OVC competition. Her best match came on Nov. 9 when she scooped up a career-high 19 digs over five sets against Murray State.

McLaughlin then transferred to the University of Central Florida in 2015, playing one season under head coach Todd Dagenais. She appeared in five matches (six sets) as a junior before coming back to UT Martin to complete her academic studies.

McLaughlin prepped at St. Francis High School in Wheaton, Ill., which is one of the all-time winningest programs in the state of Illinois. She played for legendary head coach Peg Kopec, accumulating 362 kills and 143 service points in her storied career. McLaughlin helped guide the Spartans to a 37-5 record and a Class 3A state championship during her senior campaign, capturing the school's first state title since 2006. Overall, she was part of four conference championship squads during her tenure at SFHS.

McLaughlin is majoring in marketing at UT Martin. She is the daughter of Tom and Carolyn McLaughlin.



Ryne Rickman has worked in the UT Martin sports information office since 2008. At UT Martin, Rickman is the media contact for volleyball, men's basketball, golf, equestrian, rodeo, tennis and beach volleyball teams. Rickman also serves as official statistician at most Skyhawk home events, produces media guides, game day programs, press releases, and serves as a media host and coordinating event operations.

While at UT Martin, Rickman has taken part in several other sports information ventures. In April 2014, he earned the role of official statistician at the 2014 NCAA Women's Basketball Final Four in Nashville, serving in that role for all three games. He was the official statistician for the national championship game which involved two undefeated teams in Notre Dame and Connecticut.

Since 2010, he has served as the official statistician at the Ohio Valley Conference men's and women's basketball tournament in Nashville, where he was solely responsible for all stats from the tournament. He also served in that same role for the 2012 NCAA Men's Basketball Tournament Second/Third Rounds, also held in Nashville.

Rickman was also Tournament Director of the 2011 OVC Tennis Tournament, held in Paducah, Ky. In March of 2009, Rickman was a media relations assistant at the NCAA men's basketball South Regional tournament in Memphis, arranging press conferences and post-game interviews in the Sweet 16/Elite 8 rounds. He also served as official scorer of the 2008 Major/60 12 Year Old Cal Ripken World Series in Martin from Aug. 7-14, 2008, overseeing the four-day, 10-team national Babe Ruth Little League tournament.

A native of Benton, Ky., Rickman came to UT Martin from Murray State, where he graduated with a degree in journalism and a minor in recreation in May 2008. He worked part-time as a student worker in the Athletics Media Relations office for four years and was the media contact for track and field and cross country, and also the head researcher for football and basketball media guides. He was a co-contributor to Murray State's 2007 football media guide, which was named by the College Sports Information Directors of America (CoSIDA) as the Best in the Nation for Football Bowl Subdivision universities.

SUPPORT STAFF




Reese Shivers joined the UT Martin athletic training staff in July of 2015. He primarily works with the Skyhawk men's basketball and volleyball teams while also assisting with the other athletic programs.

A native of Slidell, La., Shivers has been a nationally certified and licensed athletic trainer since 2013.

Shivers worked as an undergrad at LSU. During his time in Baton Rouge, he worked with the Tiger football, women's basketball and men's tennis programs as a student athletic trainer. He worked directly with the nationally-ranked LSU football program and traveled to the Cotton Bowl in 2011. He also served as an on-site athletic trainer when LSU hosted the first and second rounds of the NCAA Tournament in 2011 and 2012.

Shivers also brings professional experience to UT Martin, as he worked as an intern with the New Orleans Voodoo of the Arena Football League. He served in that role during the summer of 2012.

After graduating from LSU with a degree in kinesiology in 2013, Shivers earned his Master's degree in sports management from Southern Miss in 2015. He worked alongside the Golden Eagle football, men's tennis and men's basketball teams during his tenure in Hattiesburg.



Chris Gillies joined the department in a full-time capacity prior to the 2015-16 season, serving as the strength and conditioning coordinator for cross country, golf, soccer, softball, women's tennis, volleyball and women's basketball.

Gillies joined Skyhawk athletics in the summer of 2012 and has coordinated the strength and conditioning program for the UT Martin volleyball, softball, tennis and baseball teams. He also worked closely with the Skyhawk football team in 2013 and was an assistant coach for the UT Martin baseball team in 2014.

Before that, Gillies was the head baseball coach at Morristown-Hamblen High School East in northeast Tennessee from 2008-12. He earned 2009 All-Inter Mountain Athletic Conference Coach of the Year accolades after leading the Hurricanes to a conference championship and regional semifinalist berth.

Gillies played collegiate baseball under head coaches Brent Achord (2005) and Tom Griffin (2006-07) at Carson-Newman University in Jefferson City, Tenn. A right-handed pitcher, Gillies pitched alongside current Miami Marlins closer

Steve Cishek and helped the Eagles to a 103-64 record and 42-20 slate in South Atlantic Conference play. During Gillies' senior season, Carson-Newman tallied a 36-20 record, a SAC Tournament championship and an appearance in the NCAA Division II South regional tournament.

Overall, Gillies made 40 appearances in his three seasons at Carson-Newman, tallying three victories and two saves on the mound.

Prior to his playing days at Carson-Newman, Gillies was part of a successful run at Grand Rapids Community College. Playing for head coach Doug Wabeke, Gillies helped guide the Raiders to a 75-32 record (including a 50-8 mark in Michigan Community College Athletic Association play) and back-to-back Division II junior college national championships in 2003-04.

Gillies made 14 career appearances for Grand Rapids, logging one win to go along with a pair of saves. His best season came in 2004, when he posted a stellar 2.66 ERA in 10 appearances.

Gillies, whose wife Leslie is an assistant coach for the Skyhawk soccer team, graduated from Carson-Newman in 2007.



BIO CAPSULES

ROSTER/SQUAD BREAKDOWN

NUMERICAL

No.	Name	Position	Height	Class	Hometown (Previous School)
2	Colleen Larson	L/DS	5-5	Sr.	Naperville, Ill. (Naperville North HS)
4	Macy Catlett	L/DS	5-4	Fr.	St. Louis, Mo. (Westminster Christian HS)
5	Alisha Erves	MB	5-11	Sr.	Tyrone, Ga. (Sandy Creek HS)
6	Jamie Scherb	L/DS	5-7	So.	Carmel, Ind. (Carmel HS)
8	Rachel Noffsinger	MB	6-0	Jr.	Anna, Ohio (Columbus State CC)
10	Macy Reigelsperger	MB	5-10	Jr.	Coldwater, Ohio (Owens CC)
11	Hannah Phillips	OH/S	6-1	Fr.	Orient, Ohio (Westfall HS)
12	Jemima Idemudia	MB	6-2	Jr.	Glendale, Ariz. (Scottsdale CC)
13	Sarah Shaw	MB	5-11	So.	Collierville, Tenn. (Collierville HS)
14	Hayley Gray	OPP	6-0	Jr.	Watseka, Ill. (Parkland College)
19	Kelly Lean	S	5-9	Jr.	Victoria, Australia (Parkland College)
35	Madison Wessling	OH	5-10	Sr.	Louisville, Ky. (Sacred Heart Academy)

Head Coach: Jaclynn Yocum (Coastal Carolina, 2008), Second Season at UT Martin, Sixth Overall

Assistant Coach: Julia Noe (Western Kentucky, 2010), Sixth Season at UT Martin

Student Assistant: Michelle McLaughlin, First Season at UT Martin

ALPHABETICAL

No.	Name	Position	Height	Class	Hometown (Previous School)
4	Macy Catlett	L/DS	5-4	Fr.	St. Louis, Mo. (Westminster Christian HS)
5	Alisha Erves	MB	5-11	Sr.	Tyrone, Ga. (Sandy Creek HS)
14	Hayley Gray	OPP	6-0	Jr.	Watseka, Ill. (Parkland College)
12	Jemima Idemudia	MB	6-2	Jr.	Glendale, Ariz. (Scottsdale CC)
2	Colleen Larson	L/DS	5-5	Sr.	Naperville, Ill. (Naperville North HS)
19	Kelly Lean	S	5-9	Jr.	Victoria, Australia (Parkland College)
8	Rachel Noffsinger	MB	6-0	Jr.	Anna, Ohio (Columbus State CC)
11	Hannah Phillips	OH/S	6-1	Fr.	Orient, Ohio (Westfall HS)
10	Macy Reigelsperger	MB	5-10	Jr.	Coldwater, Ohio (Owens CC)
6	Jamie Scherb	L/DS	5-7	So.	Carmel, Ind. (Carmel HS)
13	Sarah Shaw	MB	5-11	So.	Collierville, Tenn. (Collierville HS)
35	Madison Wessling	OH	5-10	Sr.	Louisville, Ky. (Sacred Heart Academy)

2016 PLAYERS RETURNING

No.	Name	Position	Key 2015 Stats
35	Madison Wessling	OH	125 SP, 310 K, 2.48 K/S, 1009 ATT, .149 ATT%, 205 DIG, 1.64 D/S, 36 BLK
2	Colleen Larson	L/DS	125 SP, 290 DIG, 2.32 D/S, 25 SA, 30 AST
6	Jamie Scherb	L/DS	124 SP, 217 DIG, 1.75 D/S, 20 SA, 32 AST
5	Alisha Erves	MB	102 SP, 202 K, 1.98 K/S, 568 ATT, .176 ATT%, 57 BLK, 0.56 B/S
8	Rachel Noffsinger	MB	60 SP, 99 K, 1.65 K/S, 268 ATT, .231 ATT%, 9 SA, 28 DIG, 18 BLK
13	Sarah Shaw	MB	8 SP, 2 K, 16 ATT, 2 DIG

2015 PLAYERS LOST

No.	Name	Position	Key 2015 Stats
10	Lael Ceriani	OH	125 SP, 329 K, 2.63 K/S, 1003 ATT, .182 ATT%, 105 DIG, 43 BLK
1	Ellie Cain	S	124 SP, 72 K, .214 ATT%, 1135 AST, 9.15 A/S, 18 SA, 266 DIG, 33 BLK
4	Chelsea Bowles	L/DS	120 SP, 453 DIG, 3.78 D/S, 19 SA, 30 AST
14	Amanda Crask	S/OH	116 SP, 183 K, 1.58 K/S, .133 ATT%, 57 AST, 12 SA, 180 DIG, 64 BLK
3	Kiah Cheatham	MB	106 SP, 224 K, 2.11 K/S, 658 ATT, .243 ATT%, 19 SA, 110 BLK, 1.04 B/S
11	Mandy Glon	OPP	11 SP, 5 K, 29 ATT, 3 BLK
12	Alanna Watt	OH	7 SP, 3 K, 27 ATT, 1 SA, 2 DIG, 1 BLK

PLAYER BIOS


ALISHA
ERVES
5
MB • 5-11 • SENIOR • TYRONE, GA. • SANDY CREEK HS


2015: Saw action in 102 sets, earning the start in 28 out of her 29 matches...Slammed down 202 kills (1.98 per set) on a .176 attack percentage, including eight matches with double-digit kills... Accounted for a career-best 17 kills in five sets against Eastern Michigan on Sept. 12...Hit a season-high .421 (10 kills against two errors in 19 attempts) in a three-set victory over Austin Peay on Sept. 25...Ranked third on the team with 57 blocks (0.56 per set), including 10 occasions with at least three blocks...Blocked a season-high six attempts at Ole Miss (Sept. 1) and against Arkansas-Pine Bluff (Sept. 19)...Also added eight assists and 23 digs.

MATCH-HIGHS
K 17 vs. Eastern Mich. (9-12-15)

ATT ...42 vs. Eastern Mich. (9-12-15)

BLK ...7 vs. Jacksonville St. (10-4-14)

D7 at Memphis (9-6-14)

SA2 (4x), last at SIUE (10-31-14)

AST3 at Tenn. Tech (11-15-14)

2014: Was a mainstay in the lineup, playing in all 30 matches while ranking second on the team in sets played (107 out of a possible 110)...Turned away a team-best 76 blocks (0.71 per set)... Compiled 147 kills (1.37 per set) on a .234 hitting percentage while also adding 80 digs, 16 service aces, 12 assists...Had at least four blocks in eight matches, including a career-high seven blocks in only three sets against Jacksonville State on Oct. 4...Slammed down a season-best 11 kills in OVC matches against Southeast Missouri (Sept. 30) and SIU Edwardsville (Oct. 31)...Was named to the OVC Commissioner's Honor Roll.

2013: Showed enormous potential during her freshman campaign, seeing time in 73 sets...Led the team with 0.71 blocks per set (52 total blocks)...Slammed down 86 kills (1.18 per set), including a season-best nine kills against only one error in 17 attempts (.471 attack percentage) at Alabama A&M on Sept. 24...Had eight kills (with zero errors) in 20 attempts for a .400 hitting percentage against Eastern Kentucky on Oct. 25...Had 15 multi-block performances, including a career-high six blocks at Bradley (Aug. 31) and against Nicholls State (Sept. 14)...Her 0.87 blocks per set in OVC play ranked 10th in the league...Was named to the OVC Commissioner's Honor Roll.

BEFORE UTM: Won back-to-back Georgia state championships at Sandy Creek High School playing for head coach Paul Collins...Helped the Patriots bring home the AAAA state championship in 2012, AAA state title in 2011 and were AAA state runner-up in 2010...Helped SCHS post a 44-7 record last year, boosted by a 21-match winning streak...Finished in the top-five in the state with 122 kills and came up big in the state finals against St. Pius X, turning away a match-high three blocks.

PERSONAL: Born on Nov. 3, 1994...Daughter of Carl and Paula Erves...Has an older brother, Marcus, who played basketball at Rust College...Majoring in communications.

CAREER STATISTICS

Season	sp-mp	k	k/s	e	ta	pct	a	a/s	ta	ast%	sa	sa/s	se
2013	73-24	86	1.18	54	272	.118	4	0.05	-	-	0	0.00	2
2014	107-30	147	1.37	57	385	.234	12	0.11	-	-	16	0.15	25
2015	102-29	202	1.98	102	568	.176	8	0.08	-	-	0	0.00	0
TOTAL	282-83	435	1.54	213	1225	.181	24	0.09	-	-	16	0.06	27

Season	d/g	d/s	re	ta	rec%	bs	ba	tb	b/s	be	bhe	points
2013	16	0.22	0	-	-	4	48	52	0.71	7	0	114.0
2014	80	0.75	1	-	-	8	68	76	0.71	23	0	205.0
2015	23	0.23	2	-	-	6	51	57	0.56	23	4	233.5
TOTAL	119	0.42	3	-	-	18	167	185	0.66	53	4	552.5



PLAYER BIOS

COLLEEN

LARSON

2

L/DS • 5-5 • SENIOR • NAPERVILLE, ILL. • NAPERVILLE NORTH HS



MATCH-HIGHS

K ...1 (3x), last at Murray St. (11-6-15)
 ATT 5 vs. McNeese St. (9-1-15)
 BLK 1 at Alabama St. (8-29-14)
 D 20 (3x), last vs. Siena (8-29-15)
 SA 4 at Chattanooga (9-7-13)
 AST ...5 (4x), last vs. Ole Miss (9-6-14)



2015: Was one of only three players to play in all 125 sets over 33 matches...Led the team with 25 service aces (0.20 per set), dishing out multiple aces on nine different occasions...Ranked second on the squad with 290 digs (2.32 per set)...Registered double-digit digs in a dozen matches, including tying a career-high with 20 digs against The Citadel and Siena on back-to-back days (Aug. 28-29)...Earned all-tournament accolades in the GT Courtyard by Marriott Atlanta Midtown Invite on Aug. 28-29...Finished off the season with double-digit digs in six of the final 11 matches against OVC competition...Was named to the OVC Commissioner's Honor Roll.

2014: Was a difference maker on defense, playing in 29 matches and 102 of the team's 110 sets...Compiled 216 digs (2.12 per set), 34 assists, 13 service aces, one kill and one block...Tallied double-digit digs in 10 contests, including six of the first seven matches of the season...Registered a season-best 18 digs in only four sets against Ole Miss on Sept. 6...Named to the all-tournament team at the Memphis Invitational (Sept. 5-6)...Tied a career-high with five assists at Alabama State (Aug. 29) and against Ole Miss (Sept. 6)...Was named to the OVC Commissioner's Honor Roll.

2013: Had a successful debut season, playing in 120 out of a possible 123 sets as a true freshman...Ranked amongst the team leaders in digs (252, 2.10 per set)...Tallied double-digit dig totals in eight contests, including a career-best 20 digs in a four-set win over UNC Asheville on Sept. 6...Added 48 assists on the season, handing out a career-high five assists at Bradley (Aug. 31) and against Tennessee (Sept. 7)...Also tallied seven service aces, including four in the team's 3-2 win at Chattanooga on Sept. 7...Was named to the OVC Commissioner's Honor Roll.

BEFORE UTM: Had a successful prep career at Naperville North High School under head coach Jennifer Urban...Scooped up 860 career digs, which ranks second in NNHS program history...Included in that total is 355 digs during her senior campaign, the fourth-highest single-season total in school history...Also boasted an impressive 2.2 passing mark during her high school career...A two-time all-area and all-conference selection, she was named a "Top 50 Player to Watch" by the Chicago Sun-Times after she helped lead the Huskies to a 29-8 record and conference championship in 2011...That same season, she was named an honorable mention all-state selection.

PERSONAL: Born on Oct. 1, 1994...Daughter of John and Sharon Larson...Has one older sister, Ellen...Majoring in integrated studies.

CAREER STATISTICS

Season	sp-mp	k	k/s	e	ta	pct	a	a/s	ta	ast%	sa	sa/s	se
2013	120-32	1	0.01	0	1	1.000	48	0.40	-	-	7	0.06	2
2014	102-29	1	0.01	1	8	.000	34	0.33	-	-	13	0.13	9
2015	125-33	1	0.01	2	13	-.077	30	0.24	-	-	25	0.20	8
TOTAL	347-94	3	0.01	3	22	.000	112	0.32	-	-	45	0.13	19

Season	dig	d/s	re	ta	rec%	bs	ba	tb	b/s	be	bhe	points
2013	252	2.10	20	-	-	0	0	0	0.00	0	0	8.0
2014	216	2.12	21	-	-	0	1	1	0.01	0	1	14.5
2015	290	2.32	31	-	-	0	0	0	0.00	0	0	26.0
TOTAL	758	2.18	72	-	-	0	1	1	0.00	0	1	48.5

PLAYER BIOS

MADISON

WESSLING 35

OH • 5-10 • SENIOR • LOUISVILLE, KY • SACRED HEART ACADEMY



2015: Was one of the team's most consistent performers, seeing time in all 125 sets...Guided the team with 1,009 attempts while also ranking second on the squad with 310 kills (2.48 per set)...Was responsible for 12 double-digit kill matches, accumulating a season-best 18 kills (in four sets) against IPFW on Sept. 12...Posted a season-best .414 hitting percentage (16 kills, four errors in 29 swings) against McNeese State on Sept. 1...Racked up seven double-doubles - all of which came in the final 11 matches of the season against OVC competition...Had nine matches with double-digit digs overall, including a career-high 20 scoops against Eastern Illinois on Oct. 31...Tied a career-high with four blocks against Eastern Kentucky on Oct. 10, which was one of 12 multi-block performances...Was named to the OVC Commissioner's Honor Roll and earned an OVC Medal of Honor for a perfect 4.0 Grade Point Average.

2014: Was one of the team's best options offensively, playing in all 30 matches (102 out of a possible 110 sets)...Tallied 270 kills (2.65 per set) on a .167 hitting percentage, 126 digs, 27 blocks, 22 assists and five service aces...Accounted for 12 double-digit kill matches, including a career-high 22 kills (against only four errors in 41 attempts, .439 attack percentage) against Tennessee State on Oct. 21...Hit an even .500 (12 kills, two errors in 20 attempts) in a three-set win over Alabama A&M on Sept. 2...Also was responsible for 17 kills against Jacksonville State on Oct. 4...Reached double-figures in the dig column in back-to-back days against Ole Miss (12) and Arkansas State (11)...Tallied a season-high four blocks against Eastern Illinois on Oct. 17...Was named to the OVC Commissioner's Honor Roll.

2013: Came on strong at the end of the season to earn Ohio Valley Conference All-Newcomer accolades...Tallied 113 kills in 45 sets (18 matches), finishing second on the team with 2.51 kills per set...Also ranked second on the team with a .216 hitting percentage in 310 attempts...Had seven double-digit kill performances (all of which came against OVC competition) and led the team in kills in five different matches...Best career match came in a OVC win over Southeast Missouri on Oct. 1 when she had a career-high 17 kills to go along with a .282 hitting percentage...Hit over .200 on nine different occasions, including a career best .364 effort (10 kills against just two errors in 22 attempts) against Austin Peay on Nov. 8...Was named to the OVC Commissioner's Honor Roll.

BEFORE UTM: Came to UT Martin out of Sacred Heart Academy, the alma mater of Skyhawk assistant coach Julia Noe...Playing for head coach Eric Garvey, Wessling was part of a Valkyries squad that was responsible for three straight district titles from 2010-12, earning the 2012 championship after a 26-12 overall record...Earned first team all-region accolades in 2012 and was a second team all-Catholic honoree as well...Also garnered first team all-district honors as a junior in 2011.

PERSONAL: Born on Oct. 12, 1994...Daughter of Tom and Sandra Wessling...Has one younger brother, Grant...Majoring in health and human performance.

CAREER STATISTICS

Season	sp-mp	k	k/s	e	ta	pct	a	a/s	ta	ast%	sa	sa/s	se
2013	45-18	113	2.51	46	310	.216	4	0.09	-	-	3	0.07	2
2014	102-30	270	2.65	136	803	.167	22	0.22	-	-	5	0.05	12
2015	125-33	310	2.48	160	1009	.149	14	0.11	-	-	8	0.06	7
TOTAL	272-81	693	2.55	342	2122	.165	40	0.15	-	-	16	0.06	21

Season	d/g	d/s	re	ta	rec%	bs	ba	tb	b/s	be	bhe	points
2013	26	0.58	12	-	-	0	6	6	0.13	2	0	119.0
2014	126	1.24	25	-	-	7	20	27	0.26	12	0	292.0
2015	205	1.64	43	-	-	7	29	36	0.29	13	0	339.5
TOTAL	357	1.31	80	-	-	14	55	69	0.25	27	0	750.5



MATCH-HIGHS

K22 vs. Tenn. St. (10-21-14)

ATT55 vs. Tenn. Tech (11-13-15)

BLK4 (twice), last vs. Eastern Ky. (10-10-15)

D20 vs. Eastern Ill. (10-31-15)

SA2 (twice), last vs. SIUE (10-30-15)

AST4 vs. Eastern Ill. (10-31-15)



PLAYER BIOS

RACHEL

NOFFSINGER 8

MB • 6-0 • JUNIOR • ANNA, OHIO • COLUMBUS STATE CC



2015: Saw playing time in 60 sets over 19 matches (12 starts)...Compiled 99 kills (1.65 per set) on a .231 attack percentage, 28 digs, 18 blocks, 10 assists and nine service aces...Had four matches with double-digit kills, including a season-best 11 kills against IPFW (Sept. 12), USC Upstate (Sept. 18) and at Belmont (Oct. 23)...Hit a season-high .474 (nine kills with zero errors in 19 attempts) and also added a season-best four service aces at Alabama A&M on Sept. 7...Accounted for four five multi-block performances, including a season-high four swats at SIU Edwardsville on Oct. 17.

BEFORE UTM: Played at Columbus State Community College under UT Martin head coach Jaclynn Yocum...Was tabbed as a first team All-OCCAC and Region XII first team honoree in 2014, helping the Cougars to a Region E district championship and the program's first-ever national Final Four appearance...Compiled 261 kills (2.33 per set) and a .334 attack percentage, committing only 59 errors in 604 attempts...Also added team-highs of 48 service aces and 123 blocks (1.10 per set) for the Cougars...Cracked double-digits in the kill column on six different occasions, slamming down a career-best 14 kills in only three sets on Oct. 22 at Cincinnati State Technical and Community College...Nearly amassed a double-double with a remarkable nine-kill, 10-block (five solo) performance at Ancilla College on Sept. 19...Attended Anna High School, where she captured first team All-Shelby County Athletic League accolades...Was also a first team Division-9 and third team All-Ohio honoree for the Rockets under head coach Kelli Barhorst.

PERSONAL: Born on Aug. 8, 1995...Daughter of Dod and Diane Noffsinger...Has three older siblings, Stephanie, Matthew and Allison...Majoring in health and human performance.

MATCH-HIGHS

K ...11 (3x), last at Belmont (10-23-15)

ATT 31 at Tenn. St. (10-24-15)

BLK 4 at SIUE (10-17-15)

D 5 at SIUE (10-17-15)

SA 4 at Alabama A&M (9-7-15)

AST 4 vs. McNeese St. (9-1-15)



CAREER STATISTICS

Season	sp-mp	k	k/s	e	ta	pct	a	a/s	ta	ast%	sa	sa/s	se
2015	60-19	99	1.65	37	268	.231	10	0.17	-	-	9	0.15	23
TOTAL	60-19	99	1.65	37	268	.231	10	0.17	-	-	9	0.15	23

Season	dlg	d/s	re	ta	rec%	bs	ba	tb	b/s	be	bhe	points
2015	28	0.47	0	-	-	3	15	18	0.30	3	0	118.5
TOTAL	28	0.47	0	-	-	3	15	18	0.30	3	0	118.5

PLAYER BIOS


JAMIE
SCHERB
6
L/D/S • 5-7 • SOPHOMORE • CARMEL, IND. • CARMEL HS


2015: Made an immediate impact as a freshman, playing in 124 out of a possible 125 sets...Ranked second on the team with 20 service aces (0.16 per set) while also adding 217 digs (1.75 per set)...Tallied double-figure dig totals in eight matches, including a season-high 21 scoops against Tennessee Tech on Nov. 13...Ended the season with double-digit digs in six of the final seven contests...Was responsible for five multi-ace matches...Also added 32 assists and five kills...Was named to the OVC Commissioner's Honor Roll.

MATCH-HIGHS
K 2 at Austin Peay (11-7-15)

ATT 6 vs. McNeese St. (9-1-15)

BLK None

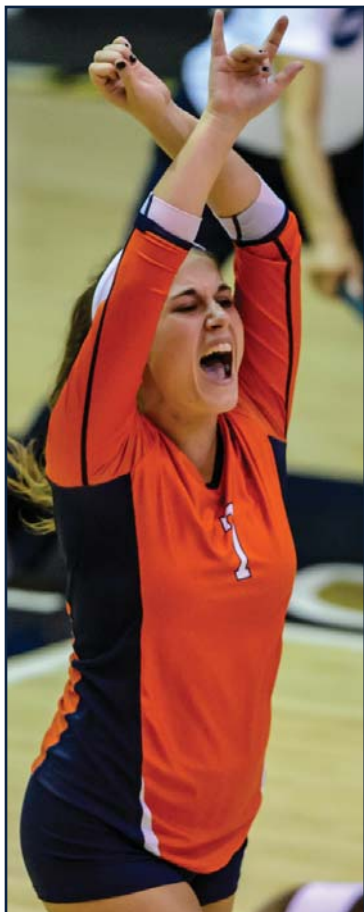
D 21 vs. Tenn. Tech (11-13-15)

SA ...2 (5x), last at SE Missouri (9-29-15)

AST 5 vs. Tenn. Tech (11-13-15)

BEFORE UTM: Joined the Skyhawks out of Carmel High School, who she helped to its first-ever Indiana Class 4A state championship in 2014...Led by head coach Rich Coleman, Scherb and the Greyhounds defeated Cathedral by a 3-1 margin in the state title match after CHS finished as state runner-up in 2012 and 2013...Scooped up 592 digs as a senior, tallying 5.0 digs per set to help CHS finish with a 32-7 record...Accumulated a team-high 21 digs in the regional championship three-set victory over Harrison...Amassed 368 digs (3.4 per set) for a Greyhound squad that finished 37-2, held the No. 1 state ranking for 10 weeks during the season and finished ranked at No. 10 in the nation in 2013...Had a team-high 16 digs in the state championship match against Avon...Played with the prestigious asics Munciana club program.

PERSONAL: Born on Oct. 10, 1996...Daughter of David and Diane Scherb...Has three siblings, Jacob, Jessica and Jaci...Sister Jessica plays volleyball at Grace College while her brother Jacob plays lacrosse at Wabash College...Majoring in integrated studies.


CAREER STATISTICS

Season	sp-mp	k	k/s	e	ta	pct	a	a/s	ta	ast%	sa	sa/s	se
2015	124-33	5	0.04	9	34	-.118	32	0.26	-	-	20	0.16	53
TOTAL	124-33	5	0.04	9	34	-.118	32	0.26	-	-	20	0.16	53

Season	dig	d/s	re	ta	rec%	bs	ba	tb	b/s	be	bhe	points
2015	217	1.75	34	-	-	0	0	0	0.00	0	4	25.0
TOTAL	217	1.75	34	-	-	0	0	0	0.00	0	4	25.0

PLAYER BIOS

SARAH SHAW

13

MB • 5-11 • SOPHOMORE • COLLIERVILLE, TENN. • COLLIERVILLE HS



2015: Played in eight combined sets spread out over six matches, earning a start at Georgia Tech on Aug. 29...Compiled a pair of kills and two digs...Both kills came against The Citadel on Aug. 28 while she added a dig in that match as well...Also had one dig against Siena on Aug. 29.

BEFORE UTM: Joins the Skyhawks out of Collierville High School, where she excelled under head coach Kenny Gass...Helped guide the Dragons to a 31-20 record during her senior season, when she led District 15-AAA in hitting percentage (.401) and total blocks (48)...Compiled 266 kills (1.9 per set) on a .235 hitting percentage) in 2014...Helped the Dragons to a Division 1 AAA sub-state championship and an appearance in the state tournament in 2013...Posted 232 kills (1.6 per set) on a .216 attack percentage to go along with 62 blocks as a junior...Was named to the Memphis Commercial-Appeal "Best of the Preps" Division 1 squad in back-to-back seasons (2013-14).

PERSONAL: Born on July 24, 1997...Daughter of Karen and Terry Shaw...Majoring in agriculture.

MATCH-HIGHS

K	2 vs. Citadel (8-28-15)
ATT	8 vs. Citadel (8-28-15)
BLK	None
D ...1 (twice), last vs. Siena (8-29-15)	
SA	None
AST	None



CAREER STATISTICS

Season	sp-mp	k	k/s	e	ta	pct	a	a/s	ta	ast%	sa	sa/s	se
2015	8-6	2	0.25	5	16	-.188	0	0.00	-	-	0	0.00	0
TOTAL	8-6	2	0.25	5	16	-.188	0	0.00	-	-	0	0.00	0

Season	dig	d/s	re	ta	rec%	bs	ba	tb	b/s	be	bhe	points
2015	2	0.25	0	-	-	0	0	0	0.00	2	1	2.0
TOTAL	2	0.25	0	-	-	0	0	0	0.00	2	1	2.0

PLAYER BIOS



HAYLEY
GRAY

14

OPP • 6-0 • JUNIOR • WATSEKA, ILL. • PARKLAND COLLEGE



BEFORE UTM: Joined forces with current UT Martin teammate Kelly Lean to help lead Parkland to the NJCAA Division-II national championship under head coach Cliff Hastings in 2015...In addition to the program's second-ever national championship and first since 1999, she also helped the Cobras to a 57-0 record (winning 171 of 180 sets) and a season-long No. 1 national ranking...Piled up 217 kills (1.78 per set), a .291 hitting percentage and 98 blocks (0.80 per set) last season...Best performance of the season came on Oct. 30 against South Suburban when she dialed up a season-high 11 kills (against zero errors) in 18 swings...Compiled at least four blocks on 10 separate occasions, including a career-high seven blocks (to go along with 10 kills) against Cowley

County on Nov. 19...Was also part of a Parkland squad that was the national runner-up in 2014, as the Cobras posted a 54-3 record during her freshman campaign...Delivered 84 kills and 72 blocks (0.85 per set)...Swatted at least four blocks in eight different matches, setting a season-high of six blocks against Waubonsee on Oct. 11...Prepped at Watseka High School, where she played for head coach Krista Pufahl...Helped lead the Warriors to three season of 30 or more victories, three regional championships and a pair of sectional titles...Brought home first team all-conference accolades during both her senior and junior seasons while also picking up conference Defensive Player of the Year accolades in three straight years (2011-13)...Found herself on the News-Gazette Nifty Fifty list after her senior and junior campaigns and was also tallied co-MVP honors in the 2013 Parkland College/News-Gazette Area All-Star Game.

PERSONAL: Born on Jan. 12, 1996...Daughter of Robert and Vicky Gray...Majoring in accounting.



JEMIMA
IDEMUDIA **12**

MB • 6-2 • JUNIOR • GLENDALE, ARIZ. • SCOTTSDALE CC



BEFORE UTM: Coming off an All-American season at Scottsdale Community College, where she played for head coach Regina Mannix...Earned first team Division-II All-American accolades while helping the Artichokes to a 23-6 record and top-5 national ranking...Also tallied All-Arizona Community College Athletic Conference first team and All-Region 1 honors after leading her conference in hitting percentage (.372) and blocks per set (1.42)...Also ranked second in the ACCAC in kills per set (3.14), second in total blocks (129) and fifth in kills (286)...Was responsible for a team-high 376.5 points (4.1 per set)...Boasted 19 double-digit kill performances, including a season-best 20 kills (against one error) in only three sets at Phoenix on Aug. 25...Collected a pair of double-doubles, tallying 15 kills and 11 blocks against Grand Rapids on Aug. 22 before generating 14 kills and 10 blocks against Pima on Oct. 9...Helped SCC to an 18-9 mark in 2014, leading the Artichokes with 92 blocks (1.02 per set) and sets played (90) as a freshman...Also added 166 kills (1.84 per set) on a .297 attack percentage, accounting for 239.5 points (2.7 per set)...Slammed down double-figure kills in five different matches, including a season-high 16 kills (with only one error) in four sets against South Mountain on Oct. 30...Swatted at least four blocks on 13 different occasions, including a season-best nine blocks in four sets against Phoenix on Oct. 3...Prepped at Deer Valley High School, where she played for head coach Jackie Wallace...Helped lead the Skyhawks to a 26-14 record and an appearance in the Division-II state tournament quarterfinals as a senior...Accumulated 231 kills (2.29 per set) on a .273 attack percentage and 98 blocks (0.97 per set) in 2013, earning honorable mention all-state Division-II honors...Earned first team all-section accolades as a junior, compiling 129 kills and 134 blocks (1.29 per set).

PERSONAL: Born on Aug. 7, 1996...Daughter of Charles and Julia Idemudia...Majoring in health and human performance.

PLAYER BIOS



KELLY **LEAN**

19

S • 5-9 • JUNIOR • VICTORIA, AUSTRALIA • PARKLAND COLLEGE



BEFORE UTM: Coming off a NJCAA Division-II national championship season in 2015, as she helped Parkland College post a perfect 57-0 record, winning 171 out of 180 sets... Playing for head coach Cliff Hastings and also alongside current Skyhawk teammate Hayley Gray, Lean helped the Cobras to a No. 1 national ranking for the entire season – clinching the program's second-ever national title and first since 1999...Directing a 6-2 offense that featured co-setters, she registered 578 assists (4.62 per set) with 37 service aces, 173 digs (1.38 per set) as a sophomore...Compiled three double-doubles, including 20 assists and 10 digs in the three-set national championship victory over Lincoln Land last Saturday...Handed out 20-plus assists in five matches, including a season-best 26 assists in only three sets at Johnson County on Sept. 25...Was part of a 2014 team that went 54-3 and finished as NJCAA Division-II national runner-up... Piled up 238 assists (4.67 per set), accounting for a season-best 20 assists in just two sets against Lincoln Trail...Also was responsible for 13 service aces and 35 digs as a true freshman...Prepped at Upwey High School, where she was part of the Victorian State squad in her final two seasons (2012-13)...Earned team MVP during her senior season with Victorian State and also captured team MVP accolades with the Yarra Ranges club team in 2013.

PERSONAL: Born on July 19, 1995...Daughter of Karl Lean, Dianne Maher and Jamie Beovich...Majoring in criminal justice.



MACY **REIGELSPERGER** **10**

MB • 5-10 • JUNIOR • COLDWATER, OHIO • OWENS CC



BEFORE UTM: Pieced together back-to-back first team All-Ohio Community College Athletic Conference campaigns for head coach Sonny Lewis at Owens Community College in Perrysburg, Ohio...Last season, Reigelsperger was named OCCAC Player of the Year after leading the nation in points (758.5) and helping the Express post a 40-8 record (undefeated 14-0 mark in conference play) with a ninth-place finish at the NJCAA Division-II Tournament...Captured national all-tournament accolades after setting Owens' single-season record with 623 kills in 2015, finishing only six kills shy (1,123) of the school's career record...Slammed down 3.85 kills per set on a .327 hitting percentage while also adding 19 service aces, 295 digs (1.82 per set) and 171 blocks (1.06 per set)...Accounted for double-digit kills in 40 matches last season, including five matches with at least 20 kills...Tallied a season-high 27 kills against St. Clair County on Oct. 24...Hit .400 or better in 16 matches, including a season-best .636 percentage (14 kills, no errors in 22 attempts) in a three-set win over Cuyahoga on Oct. 7...Compiled six double-doubles, scooping up a season-high 15 digs (to go along with 20 kills) against Sinclair on Sept. 30...Turned away at least four blocks in 24 matches, swatting a season-high nine blocks in a four-set win over St. Clair County on Sept. 27...Tallied 500 kills (3.27 per set) on a .290 hitting percentage, 15 service aces, 247 digs (1.61 per set) and a team-high 161 blocks (1.05 per set) as a freshman in 2014, helping Owens to a 34-11 overall record...Boasted double-figures in the kill column in 31 matches, including a season-high 20 rally killers against Catawba Valley on Aug. 30...Rounded up seven double-doubles, including a career-high 18 digs in four sets against Des Moines Area on Aug. 22...Had 24 matches with at least four blocks, including a career-best 10 swats against Oakland on Nov. 1...Prepped for head coach Mike Etzler at Coldwater High School, where she became the first player in program history to earn first team All-Ohio accolades...Was also named first team All-Midwest Athletic Conference and first team All-District 8 as a senior, taking part in the District 8 All-Star Game...Also earned first team All-MAC honors, first team All-District 8 and second team All-Ohio honors during her junior campaign...Compiled first team All-MAC, second team All-District 8 and third team All-Ohio accolades as a sophomore after earning second team All-MAC and honorable mention All-District 8 awards during her freshman campaign.

PERSONAL: Born on Aug. 11, 1995...Daughter of Mark, Lora and Kelly Reigelsperger...Majoring in engineering and natural sciences.

PLAYER BIOS


MACY
CATLETT 4
L/DS • 5-4 • FRESHMAN • ST. LOUIS, MO. • WESTMINSTER CHRISTIAN HS


BEFORE UTM: Joins the Skyhawks out of the prestigious Westminster Christian High School program in St. Louis, where she played for UT Martin all-time great Heather Kea...Earned second team Metro League all-conference accolades by the St. Louis Post-Dispatch in back-to-back seasons (2014-15)...Was a mainstay in the Lady Wildcat lineup, scooping up 411 digs (5.05 per set) with a 92.6 percent serve/receive success rate while appearing in all 63 sets during her senior campaign...

Accumulated 447 digs (5.91 per set) with a 92.5 percent serve/receive success rate during her junior season...Ranked second on the team with 202 digs (2.34 per set) as a sophomore in 2013, sporting a 89.22 serve/receive percentage...Also added 44 career service aces over her three seasons at Westminster Christian.

PERSONAL: Born on July 13, 1998...Daughter of Ron and Tina Catlett...Majoring in special education.


HANNAH
PHILLIPS 11
OH/S • 6-1 • FRESHMAN • ORIENT, OHIO • WESTFALL HS


BEFORE UTM: Joins the Skyhawks after a dominant career at Westfall High School under head coach Jessica Rodgers...Was part of a WHS squad that won four sectional championships, four district titles, a 2013 Scioto Valley Conference championship and a 2012 Region 17 championship...Earned 2015 SVC Player of the Year accolades and Division III second team all-state honors after accumulating 454 kills, 221 assists, 209 digs, 90 service aces, 67 blocks and a .403 attack percentage while helping the Mustangs to a 17-10 record...One of her best all-around matches

came against Alexander in the Division III regional semifinals on Nov. 4, as she tallied 21 kills, nine assists and a school-record 14 service aces...Also notched her 1,000th career kill in the match against Alexander...Tallied 192 kills, 353 assists, 222 digs, 75 service aces, 42 blocks and a .303 attack percentage as a junior...Was a four-time All-SVC first team honoree.

PERSONAL: Born on Nov. 27, 1997...Daughter of Chris and Michelle Phillips...Majoring in humanities and fine arts.

ALL-TIME ROSTER

•A•

Donna Abernathy.....1979
Ellee Agee.....2008-11
Rachel Ahlers.....1999-02
Suzanna Allen.....1972-73
Elane Alrutz.....1974-77
Mary Ann Archie.....1970
LaDon Aycock.....1989-90

•B•

Lisa Baker.....1975
Liz Barber.....1975-76
Nancy Barnes.....1978-81
Pam Barron.....1977
Mary Lynn Basser.....1972
Stephanie Bauer.....1999-02
Janet Beeter.....1973
Madison Bergren.....2014
Lindsay Bevans.....1999
Krista Beyer.....2011-12
Lusia Bis.....1995-97
Rima Block.....1973-74
Amanda Booker.....2000
Gina Bond.....1980
Denise Bowers.....1990-91
Chelsea Bowles.....2012-15
Cindy Boyd.....1976-79
Marilyn Bradenburg.....1970
Sharon Brasher.....1972
Julia Brundige.....1975
Delle Rhye Burgess.....1970
Brooke Burton.....1998-99
Sandy Buswell.....1978-81

•C•

Ellie Cain.....2015
Angela Calcaterra.....1997-98
Breanne Carey.....2005-09
Macy Catlett.....2016-present
Lael Ceriani.....2014-15
Sharon Champion.....1979-80
Liz Chancellor.....1995-98
Jennifer Chapman.....1993-94
Kiah Cheatham.....2015
Pam Childress.....1974-77
Maria Claeys.....1979
Christen Clements.....2008-11
Karen Climer.....1976
Amy Cohea.....1996-99
Peyton Colclough.....2010-11
Lee Cole.....1989
Tanya Collins.....1988-89
Kain Cook.....1987-89
Cindy Copeland.....1985
Amanda Crask.....2012-15
Alison Cross.....1972
Patti Cunningham.....1985-88

•D•

Melissa Dawson.....1991
Brandy Dennis.....2011-12
Kathy Dennis.....1979-82
Stacy Denton.....1992-93
Julia Devinney.....2013-14
Debbie Diana.....1976-77
Janet Dillard.....1977
Ceci Dodd.....1975-77
Renee Dorris.....1980-83
Ashley Doherty.....2008-11
Jenni Driscoll.....1998

Stefanie Dubach.....1999-02
Laura Duffett.....1990-92
Sara Duffie.....1997-98

•E•

Gentry Early.....1992-93
Kara East.....1986-88
Mary Elliott.....1984
Debbie Elselder.....1982-83
Kasey Elswick.....2009-12
Diana Embry.....1982-85
Alisha Erves.....2013-present
Kandy Evans.....1993

•F•

Jamie Fitzwater.....2000-03
Diana Foster.....2001-04
Nicole Franklin.....2001
Alison Fredin.....1990-92

•G•

Harriett Gant.....1974
April Gardner.....1974
Margie Gately.....1972
Anna Gautreau.....2005-07
Karen Gibbs.....1973
Ramona Gibson.....1976
Kristie Giles.....1999
Andy Gilliland.....1993-94
Sherri Glason.....1980-81
Chris Glaub.....1985-88
Mandy Glon.....2014-15
Katherine Godina.....2007
Ashley Gonzalez.....2000-01
Meika Gordon.....1986-88
Hayley Gray.....2016-present
JoLynn Greer.....1989
Heather Grumke.....2004

•H•

Joyce Hacker.....1970
Cindy Halle.....1979-81
Kathy Halle.....1981-84
Peggy Hamlett.....1977
Maribeth Hanneman.....2001-03
Jackie Harter.....2011-12
Starr Hatler.....1973-76
Grace Hardin.....2014
Judy Harding.....1970
Jill Harris.....1994-96
Cassidy Hawkins.....2009
Lynsey Hazelwood.....2012-13
Pat Head Summitt.....1970-73
Jodie Hempen.....1997-98
Rachel Hill.....2011-12
Lelise Hisky.....1981-84
Megan Hitt.....2005-09
Kelly Hogan.....2009-13
Jamie Hollins.....2003-06
Jackie Horn.....1998
Shelby Hoskins.....2012-13
Pam Houston.....1973
Nancy Hudson.....1976-77
Laura Hulse.....1973-76

•I•

Jemima Idemudia.....2016-present

•J•

Cynthia Jackson.....1995-96

Lacee Jacobs.....1970
Jenny Jacobus.....1973
Amanda James.....1995-96
Joanne Jerrick.....1992
Sarah Jett.....2005-07
Amie Johnson.....1996-98
Jennifer Johnson.....1988-91
Recquel Johnson.....1998
Raquel Jones.....2007
Helen Joyce.....1992-93
Tracey Joyce.....1987-88

•K•

Heather Kea.....2000-03
Emily Keaton.....2011-14
Julia Keeton.....1972
Morgan Kilpatrick.....2005-07
Natalie Klevan.....1999-02
Shelby Knose.....2004-07
Tammy Konitzer.....2003-06
Jenna Kragt.....2009-10
Mandy Krol.....2003-04
Debra Krueger.....1995-97

•L•

Lisa Larkin.....1986-87
Colleen Larson.....2013-present
Jamie Latch.....1972
Laura Leach.....1999
Kelly Lean.....2016-present
Deb Linger.....1988-91
Jan Long.....1974-75
Meryl Loop.....2010-11
Katie Lowry.....1998

•M•

Cori Maloan.....1998
Lucy Martin.....2012
Sharon Martin.....1982-84
Kim Mashburn.....1999
Amy Melton.....1984-87
Kelsea Merriweather.....2009
Dee McAdams.....1974
Michelle McCormack.....2003
Katherine McGaha.....1989
Becky McGriff.....1987
Lenora McKinzie.....1994-95
Michelle McLaughlin.....2013-14
Kelsey Miles.....2009
Jenna Miller.....2008-11
Madison Molitor.....2014
Lauren Montague.....2006-10
Betty Murphee.....1970

•N•

Mechelle Naylor.....1992
Chrissy Neibel.....1984-87
Krissy Neumann.....2003-04
Rachel Noffsinger.....2015-present
Taylor Noland.....2006-09
Amy Northcott.....1993

•O•

Amy Ohrt.....1994-97
Lila Orr.....1979-81

•P•

Rebecca Palmer.....2002-05
Karen Parnell.....1970
Angela Pellitteri.....1985

Hannah Phillips...2016-present
Marti Pool.....1992-94
Kelly Potthast.....1996-97

•R•

Katie Redman.....2009-10
Macy Reigelsperger...2016-present
Anita Reilly.....1974-77
Leigh Reiniche.....2000,02-04
Rae Jean Roach.....1990-92
Jennifer Roberts.....2007
Kim Robinson.....1972
Susie Robison.....1975-76
Caroline Robbins.....2008
Janice Ross.....1972-73
Tabbi Runyon-Davis.....2006
Bridget Ryan.....1976
Lisa Ryanders.....1983-86

•S•

Dana Sampietro.....1985-88
Dimphy Sasse.....2003-07
Jamie Scherb.....2015-present
Trish Schroeder.....2003
Natalie Scumaci.....2012
Marlene Shakleton.....1975
Connie Shaw.....1973
Sarah Shaw.....2015-present
Taylor Simons.....2011-12
Carrie Smith.....1993-96
Jill Smith.....1994-97
Marlene Smith.....1973
Bridgett Somers.....1989
Kathryn Sprague.....2004-07
Beth Spence.....1975-77
Natalee Staggs.....2005
Karen Stearns.....1972
Emily Steinbeck.....2007-08
Lindsey Stock.....1999-02
Esther Stubbiefeld.....1970

•T•

Kirsten Thompson.....2003-04
Susan Thrasher.....1980-83
Barbara Timmer.....1976
Kim Tipton.....2003-04
Traci Tisch.....1992-95

•V•

Lisa Vaccaro.....1982
Lindsey Vicknair.....1999-02

•W•

Alanna Watt.....2015
Erin Wayne.....1993-94
Judy Webb.....1974
Lisa Weber.....2005
Trisha Weidman.....1983-86
Rebecca Wells.....1978-81
Madison Wessling...2013-present
Allie Wimpey.....2011-14
Julia White.....1972-74
Britany Wilburn.....2008-11
Tracey Williams.....1977-79
Randie Wooldridge.....2005-2009

•Z•

Dallas Zimmerman.....2012



2016 OUTLOOK

SEASON PREVIEW

When rebuilding an athletic program from the ground up, trust is often one of the most prevailing themes. Even the most talented roster cannot succeed in the long run without the trust and respect from its coaches and teammates.

Second-year University of Tennessee at Martin head volleyball coach Jaclynn Yocum believes the Skyhawks will soon thrive due in large part to a rejuvenated product that will take the floor in 2016.

"There is no doubt you will see a very different team this year," said Yocum, whose Skyhawk squad finished just one win out of the Ohio Valley Conference tournament picture in 2015. "We met some resistance last season as we tried to change the culture and turn around a program that had not won in years. This year, we have a lot of new faces and they're all pulling in the same direction. It's exciting to have a gym full of girls who are willing to learn and show up ready to work."

A key ingredient to UT Martin's potential success this season was the team's development this spring, which was the first time that Yocum has been able to implement her own conditioning program.

"We've been able to make up some ground in the last year and it has been exciting to get players here who enhance our vision for our volleyball program," Yocum said. "This spring was critical with the returning players – not just from a skills standpoint but we were able to use the time to build better relationships. We are fortunate to have a group of unselfish players whose sole focus this season is on the entirety of the team."

Yocum believes that the strength of the 2016 Skyhawks will be their ball control and the team's stingy competitiveness.

"We know we're not going to be the biggest team on the floor so it's very important for us to be able to handle the ball better than our opponents," Yocum said. "Our on- and off-the-court team chemistry has developed in a short period of time and I'm anxious to see that chemistry continue to grow."

UT Martin will look for leadership from its three seniors in 2016, as the trio of Madison Wessling, Colleen Larson and Alisha Erves are all four-year members of the program. Wessling and Larson each saw time in all 125 sets last season while Erves has logged 75 career starts during her Skyhawk career.

Wessling is coming off a junior campaign where she spiked down 310 kills, upping her career total to 693. The outside hitter out of Louisville, Ky. also amassed 205 digs last season after scooping 152 combined digs in her first two seasons. She stepped up big down the stretch in 2015 with seven double-doubles in the final 11 matches of the year against OVC foes.

"Madison is the type of player that every coach wants on her team," Yocum said. "Her experience and leadership will provide our team with both a calm and consistent strength on the court, both offensively and defensively."

A libero/defensive specialist, Larson paced the Skyhawks in service aces (25) while also ranking second on the squad with 290 digs last year. The Naperville, Ill. native has tallied 758 digs in her three seasons at UT Martin.

"Simply put, Colleen gets the job done," Yocum said. "She is confident in her skill set and very rarely do you see her get rattled. She, too, will bring leadership and experience to the court and we expect to see her use these strengths to help keep our players comfortable in tough situations."

Erves has been limited during fall camp because of a nagging injury but her career production speaks for itself. The middle blocker from Tyrone, Ga. has swatted away 185 blocks in 83 matches as a Skyhawk.

"Alisha is still battling through an injury from last season but there is no denying her athleticism," Yocum said. "She has the ability to be a dominant force for us offensively if she continues to improve her consistency."

Rachel Noffsinger, Jamie Scherb and Sarah Shaw make up the remaining returners for UT Martin. Noffsinger enters her junior season after showing flashes of brilliance at middle blocker in 2015. Scherb (217 digs in all 125 sets last year) and Shaw (eight sets played last year) are sophomores who will push for expanded roles this fall.

"Rachel found her voice this year and is becoming a better leader and one of our best communicators," Yocum said. "She has a strong work ethic and continues to establish a strong level of trust among her teammates through her on-court presence. Jamie is one of our most aggressive servers and is a very vocal defender in the backcourt. She had a lot of floor time as a freshman and we will look to use that experience in a couple different positions this season. Sarah is the best natural athlete we have on the team and it was obvious she worked hard all summer to come into preseason in tip top shape. She brings a much calmer demeanor to the court this season and will be a force at the net both offensively and defensively."

Four of the team's six newcomers join UT Martin out of the junior college ranks and are expected to vie for a spot in the starting lineup. Jemima Idemudia was a first team All-American at Scottsdale Community College after leading her conference in hitting percentage (.372) and blocks per set (1.42) in 2015. She will be joined at middle blocker by Macy Reigelsperger, who was her conference's Player of the Year after ranking first in the nation with 758.5 points (including

623 kills last year).

"Jemima has the ability to be one of the strongest middles in the conference if she continues to work hard to improve her blocking and her connection offensively," Yocum said. "She plays higher than anyone else we have in the gym and will be a fun player to watch. Macy has impressive physicality and I have no doubt she will become a dominant six-rotation player. She is a great team player and is no stranger to handling high-pressure situations."

Yocum also added a pair of impact juniors from Parkland College, who went 57-0 en route to the NJCAA Division-II national championship last season. Kelly Lean will take over setting duties for the Skyhawks after handing out 578 assists in a 6-2 Parkland offense that offered co-setters. Hayley Gray also joins UT Martin after dialing up a .291 hitting percentage and 98 blocks as a right side hitter at Parkland in 2015.

"We will lean heavily on Kelly this year for on-court leadership," Yocum said. "She has commanded the court from Day One and has worked to develop a connection and trust with her teammates, which is imperative for our team chemistry. Hayley is the smartest player in the gym – she consistently finds a way to score and makes great reads defensively at the net blocking. Both of those players know how to win and that is invaluable."

Two players will also contend for playing time as true freshmen, as libero/defensive specialist Macy Catlett and outside hitter Hannah Phillips look to make an impact in 2016. Catlett amassed over 1,000 digs over her final three seasons at Westminster Christian (Mo.) High School while Phillips slammed down 1,000 career kills and was conference Player of the Year at Westfall (Ohio) High School.

"Macy is the quickest girl in the gym," Yocum said. "We're working to find her voice on the court but her speed allows her to cover a lot of court space and pursue balls others cannot get to. Hannah is very coachable and eager to learn – we have already seen a lot of development in her skills and her volleyball IQ since she stepped on campus. She posts a strong block and continually embraces the challenges we throw her way as we're currently cross training her in multiple positions offensively."

Yocum believes the solid blend of veterans and newcomers will lead to a vast improvement in the year-end OVC standings.

"I'm pleased with this team's determination to improve every time we step in the gym," Yocum said. "We have a lot of room for improvement in every aspect of our game but there is not a doubt in my mind this group will doggedly work and that each player on this roster will make a positive impact this season. I love their attitude and it's exciting to watch them compete."



OPPONENTS



College of Charleston
Cougars
Aug. 26

Location.....Charleston, SC
Conference.....Colonial Athletic Association
Arena (Capacity).....TD Arena (5,100)
Head Coach.....Jason Kepner
Alma Mater.....Penn State, 1997
Career Record (Years).....220-81 (9)
School Record (Years).....Same
2015 Record (Conference).....20-13 (10-6, 5th)
All-Time Series.....CofC leads 2-0
Series Streak.....CofC W2
UTM vs. CofC in Charleston/Martin.....0-0/0-0



Little Rock
Trojans
Sept. 3

Location.....Little Rock, Ark.
Conference.....Sun Belt
Arena (Capacity).....Jack Stephens Center (5,600)
Head Coach.....Van Compton
Alma Mater.....Arkansas State, 1966
Career Record (Years).....487-353 (28)
School Record (Years).....Same
2015 Record (Conference).....14-14 (9-7, 5th)
All-Time Series.....UALR leads 5-0
Series Streak.....UALR W5
UTM vs. UALR in Little Rock/Martin.....0-1/0-0



Binghamton
Bearcats
Aug. 26

Location.....Vestal, NY
Conference.....America East
Arena (Capacity).....West Gym (1,135)
Head Coach.....Glenn Kiriyaama
Alma Mater.....BYU, 1990
Career Record (Years).....250-267 (17)
School Record (Years).....Same
2015 Record (Conference).....9-19 (6-6, T-3rd)
All-Time Series.....First Meeting
Series Streak.....None
UTM vs. BU in Vestal/Martin.....0-0/0-0



Northern Arizona
Lumberjacks
Sept. 5

Location.....Flagstaff, Ariz.
Conference.....Big Sky
Arena (Capacity).....Rolle Activity Center (1,210)
Head Coach.....Ken Murphy
Alma Mater.....Arizona State, 1992
Career Record (Years).....150-159 (10)
School Record (Years).....68-24 (3)
2015 Record (Conference).....28-5 (15-1, 1st)
All-Time Series.....UTM leads 1-0
Series Streak.....UTM W1
UTM vs. NAU in Flagstaff/Martin.....0-0/0-0



South Carolina
Gamecocks
Aug. 27

Location.....Columbia, SC
Conference.....Southeastern
Arena (Capacity).....Carolina Volleyball Center (1,600)
Head Coach.....Scott Swanson
Alma Mater.....Arizona State, 1995
Career Record (Years).....123-141 (9)
School Record (Years).....74-81 (5)
2015 Record (Conference).....13-18 (6-12, T-10th)
All-Time Series.....First Meeting
Series Streak.....None
UTM vs. USC in Columbia/Martin.....0-0/0-0



Alabama A&M
Lady Bulldogs
Sept. 5

Location.....Huntsville, Ala.
Conference.....Southwestern Athletic
Arena (Capacity).....TM Elmore Gymnasium (6,000)
Head Coach.....Rose Powell
Alma Mater.....Martin Methodist, 2000
Career Record (Years).....387-316 (20)
School Record (Years).....20-37 (2)
2015 Record (Conference).....8-19 (5-3, 5th)
All-Time Series.....UTM leads 4-2
Series Streak.....UTM W2
UTM vs. AAMU in Huntsville/Martin.....2-1/2-0



Mississippi State
Bulldogs
Sept. 2

Location.....Starkville, Miss.
Conference.....Southeastern
Arena (Capacity).....Newell-Grissom Building (2,000)
Head Coach.....David McFatrigh
Alma Mater.....Arkansas, 1986
Career Record (Years).....113-51 (5)
School Record (Years).....17-15 (1)
2015 Record (Conference).....17-15 (6-12, T-10th)
All-Time Series.....MSU leads 3-1
Series Streak.....UTM W1
UTM vs. MSU in Starkville/Martin.....1-3/0-0



Tulsa
Golden Hurricane
Sept. 9

Location.....Tulsa, Okla.
Conference.....American Athletic
Arena (Capacity).....Donald W. Reynolds Center (8,355)
Head Coach.....Ryan Wills
Alma Mater.....Tulsa, 2008
Career Record (Years).....37-26 (2)
School Record (Years).....Same
2015 Record (Conference).....15-17 (10-10, 4th)
All-Time Series.....First Meeting
Series Streak.....None
UTM vs. UT in Tulsa/Martin.....0-0/0-0



Oklahoma
Sooners
Sept. 2

Location.....Norman, Okla.
Conference.....Big 12
Arena (Capacity).....McCasland Field House (4,640)
Head Coach.....Santiago Restrepo
Alma Mater.....East Stroudsburg, 1986
Career Record (Years).....347-224 (18)
School Record (Years).....218-152 (12)
2015 Record (Conference).....12-16 (6-10, 6th)
All-Time Series.....First Meeting
Series Streak.....None
UTM vs. OU in Norman/Martin.....0-0/0-0



Arkansas State
Red Wolves
Sept. 9

Location.....Jonesboro, Ark.
Conference.....Sun Belt
Arena (Capacity).....Convocation Center (10,563)
Head Coach.....David Rehr
Alma Mater.....South Florida, 1997
Career Record (Years).....83-46 (5)
School Record (Years).....Same
2015 Record (Conference).....28-2 (16-0, 1st)
All-Time Series.....ASU leads 13-4
Series Streak.....ASU W4
UTM vs. ASU in Jonesboro/Martin.....1-6/1-5



Arkansas-Pine Bluff
Lady Lions
Sept. 3

Location.....Pine Bluff, Ark.
Conference.....Southwestern Athletic
Arena (Capacity).....H.O. Clemmons Arena (4,500)
Head Coach.....Dustin Sahlmann
Alma Mater.....Phoenix-Little Rock, 2009
Career Record (Years).....19-75 (3)
School Record (Years).....7-27 (1)
2015 Record (Conference).....7-27 (3-5, 7th)
All-Time Series.....UTM leads 4-0
Series Streak.....UTM W4
UTM vs. UAPB in Pine Bluff/Martin.....0-0/0-0



Central Arkansas
Bears
Sept. 10

Location.....Conway, Ark.
Conference.....Southland
Arena (Capacity).....Prince Center (400)
Head Coach.....Jeni Jones Chatman
Alma Mater.....Florida, 1999
Career Record (Years).....16-13 (1)
School Record (Years).....Same
2015 Record (Conference).....16-13 (12-4, 2nd)
All-Time Series.....UCA leads 2-0
Series Streak.....UCA W2
UTM vs. UCA in Conway/Martin.....0-1/0-0

OPPONENTS



**UAB
Blazers
Sept. 16**

Location.....Birmingham, Ala.
Conference.....Conference USA
Arena (Capacity).....Bartow Arena (8,500)
Head Coach.....Kerry Messersmith
Alma Mater.....Chadron State, 1986
Career Record (Years).....663-399 (27)
School Record (Years).....189-147 (10)
2015 Record (Conference).....9-23 (1-15, 13th)
All-Time Series.....UAB leads 3-0
Series Streak.....UAB W3
UTM vs. UAB in Birmingham/Martin.....0-0/0-1



**Louisiana-Lafayette
Ragin' Cajuns
Sept. 16**

Location.....Lafayette, La.
Conference.....Sun Belt
Arena (Capacity).....Earl K. Long Gym (1,121)
Head Coach.....Heather Mazeitis-Fontenot
Alma Mater.....Central Oklahoma, 1992
Career Record (Years).....340-396 (20)
School Record (Years).....109-144 (8)
2015 Record (Conference).....6-23 (2-14, 11th)
All-Time Series.....UTM leads 2-1
Series Streak.....UTM W2
UTM vs. ULL in Lafayette/Martin.....1-0/0-0



**Memphis
Tigers
Sept. 16**

Location.....Memphis, Tenn.
Conference.....American Athletic
Arena (Capacity).....Elma Roane Fieldhouse (2,565)
Head Coach.....April Jauregui
Alma Mater.....Memphis, 2001
Career Record (Years).....129-128 (8)
School Record (Years).....Same
2015 Record (Conference).....19-14 (10-10, T-4th)
All-Time Series.....UM leads 13-1
Series Streak.....UM W10
UTM vs. UM in Memphis/Martin.....0-8/0-3



**Murray State
Racers
Sept. 23/Oct. 29**

Location.....Murray, Ky.
Conference.....Ohio Valley
Arena (Capacity).....Racer Arena (5,500)
Head Coach.....David Schwepker
Alma Mater.....Southeast Missouri, 1987
Career Record (Years).....276-327 (21)
School Record (Years).....263-252 (18)
2015 Record (Conference).....27-3 (15-1, 1st)
All-Time Series.....MSU leads 37-15
Series Streak.....MSU W7
UTM vs. MSU in Murray/Martin.....4-20/10-15



**Austin Peay
Governors
Sept. 24/Oct. 28**

Location.....Clarksville, Tenn.
Conference.....Ohio Valley
Arena (Capacity).....Dunn Center (7,257)
Head Coach.....Taylor Mott
Alma Mater.....Ole Miss, 1995
Career Record (Years).....358-238 (17)
School Record (Years).....54-79 (4)
2015 Record (Conference).....10-22 (4-12, 12th)
All-Time Series.....APSU leads 35-13
Series Streak.....APSU W1
UTM vs. APSU in Clarksville/Martin.....5-18/8-14



**SIUE
Cougars
Sept. 30/Nov. 5**

Location.....Edwardsville, Ill.
Conference.....Ohio Valley
Arena (Capacity).....Vadalabene Center (4,000)
Head Coach.....Leah Johnson
Alma Mater.....Missouri State, 2004
Career Record (Years).....58-90 (5)
School Record (Years).....Same
2015 Record (Conference).....8-18 (6-10, T-8th)
All-Time Series.....UTM leads 8-6
Series Streak.....UTM W1
UTM vs. SIUE in Edwardsville/Martin.....2-4/6-1



**Eastern Illinois
Panthers
Oct. 1/Nov. 4**

Location.....Charleston, Ill.
Conference.....Ohio Valley
Arena (Capacity).....Lantz Arena (4,200)
Head Coach.....Samantha Wolinski
Alma Mater.....Earlham College, 1996
Career Record (Years).....277-274 (15)
School Record (Years).....16-15 (1)
2015 Record (Conference).....16-15 (11-5, T-2nd)
All-Time Series.....EIU leads 27-15
Series Streak.....EIU W6
UTM vs. EIU in Charleston/Martin.....6-14/8-13



**Southeast Missouri
Redhawks
Oct. 4/Nov. 8**

Location.....Cape Girardeau, Mo.
Conference.....Ohio Valley
Arena (Capacity).....Houck Field House (1,000)
Head Coach.....Julie Yankus
Alma Mater.....Wisconsin-Milwaukee, 2002
Career Record (Years).....73-88 (5)
School Record (Years).....Same
2015 Record (Conference).....10-20 (6-10, T-8th)
All-Time Series.....SEMO leads 36-18
Series Streak.....UTM W2
UTM vs. SEMO in Cape Girardeau/Martin.....4-22/14-11



**Tennessee Tech
Golden Eagles
Oct. 8**

Location.....Cookeville, Tenn.
Conference.....Ohio Valley
Arena (Capacity).....Hooper Eblen Center (7,500)
Head Coach.....Dave Zelenock
Alma Mater.....Central Michigan, 2005
Career Record (Years).....30-61 (3)
School Record (Years).....Same
2015 Record (Conference).....10-21 (7-9, T-6th)
All-Time Series.....TTU leads 29-14
Series Streak.....TTU W3
UTM vs. TTU in Cookeville/Martin.....6-14/7-13



**Tennessee State
Tigers
Oct. 14**

Location.....Nashville, Tenn.
Conference.....Ohio Valley
Arena (Capacity).....Kean Hall (2,500)
Head Coach.....Kathy Bullock
Alma Mater.....North Carolina A&T, 1987
Career Record (Years).....322-384 (22)
School Record (Years).....160-206 (12)
2015 Record (Conference).....16-14 (10-6, 4th)
All-Time Series.....UTM leads 31-17
Series Streak.....TSU W4
UTM vs. TSU in Nashville/Martin.....12-10/16-6



**Belmont
Bruins
Oct. 15**

Location.....Nashville, Tenn.
Conference.....Ohio Valley
Arena (Capacity).....Curb Event Center (5,000)
Head Coach.....Tony Howell
Alma Mater.....North Texas, 1996
Career Record (Years).....36-29 (2)
School Record (Years).....Same
2015 Record (Conference).....19-14 (11-5, 2nd)
All-Time Series.....UTM leads 10-9
Series Streak.....BU W3
UTM vs. BU in Nashville/Martin.....4-4/5-4



**Morehead State
Eagles
Oct. 21**

Location.....Morehead, Ky.
Conference.....Ohio Valley
Arena (Capacity).....Wetherby Gym (3,500)
Head Coach.....Jaime Gordon
Alma Mater.....Kentucky, 1994
Career Record (Years).....322-207 (16)
School Record (Years).....241-180 (13)
2015 Record (Conference).....10-20 (7-9, T-6th)
All-Time Series.....MSU leads 37-10
Series Streak.....MSU W1
UTM vs. MSU in Morehead/Martin.....5-19/5-17

OPPONENTS/POSTSEASON HISTORY



**Eastern Kentucky
Colonels
Oct. 22**

Location..... Richmond, Ky.
Conference..... Ohio Valley
Arena (Capacity)..... McBrayer Arena (6,500)
Head Coach..... Lori Duncan
Alma Mater..... Eastern Kentucky, 1984
Career Record (Years)..... 268-412 (23)
School Record (Years)..... 239-312 (18)
2015 Record (Conference)..... 10-23 (9-7, 5th)
All-Time Series..... EKU leads 24-20
Series Streak..... UTM W1
UTM vs. EKU in Richmond/Martin..... 7-15/13-9



**OVC
Tournament
Nov. 17-21**

Host..... Regular Season Champion
UTM All-Time in OVC Tournament..... 8-11
UTM Appearances in OVC Tournament..... 12
Last UTM Appearance in OVC Tournament..... 2012
UTM OVC Tournament Championships..... 1 (2002)
OVC Location..... Brentwood, Tenn.
OVC Commissioner..... Beth DeBauche
OVC Volleyball SID..... Heather Brown
OVC SID Phone..... (615) 690-6687
OVC SID Email..... hbrown@ovc.org
OVC Website..... www.OVCsports.com



**Jacksonville State
Gamecocks
Nov. 11**

Location..... Jacksonville, Ala.
Conference..... Ohio Valley
Arena (Capacity)..... Pete Mathews Coliseum (3,500)
Head Coach..... Terry Gamble
Alma Mater..... U.S. Sports Academy, 1997
Career Record (Years)..... 831-272 (21)
School Record (Years)..... 32-36 (2)
2015 Record (Conference)..... 14-20 (5-11, T-10th)
All-Time Series..... JSU leads 16-4
Series Streak..... JSU W4
UTM vs. JSU in Jacksonville/Martin..... 2-8/1-8



UT MARTIN DIVISION-I POSTSEASON HISTORY

OHIO VALLEY CONFERENCE TOURNAMENT

Date	Opponent	Location	Result
11-20-92	Southeast Missouri	Clarksville, Tenn.	L, 0-3
11-19-93	Morehead State	Richmond, Ky.	L, 1-3
11-18-94	Murray State	Murfreesboro, Tenn.	L, 0-3
11-16-95	Tennessee State	Morehead, Ky.	W, 3-0
11-17-95	Southeast Missouri	Morehead, Ky.	L, 0-3
11-22-96	Tennessee Tech	Murray, Ky.	W, 3-2
11-22-96	Southeast Missouri	Murray, Ky.	L, 0-3
11-21-97	Tennessee State	Cape Girardeau, Mo.	L, 1-3
11-17-00	Eastern Illinois	Cape Girardeau, Mo.	W, 3-1
11-18-00*	Southeast Missouri	Cape Girardeau, Mo.	L, 0-3
11-16-01	Southeast Missouri	Martin, Tenn.	W, 3-0
11-17-01*	Eastern Illinois	Martin, Tenn.	L, 2-3
11-22-02	Murray State	Martin, Tenn.	W, 3-2
11-23-02*	Southeast Missouri	Martin, Tenn.	**W, 3-0
11-20-08	Murray State	Cookeville, Tenn.	L, 0-3
11-17-11	Jacksonville State	Morehead, Ky.	W, 3-2
11-18-11	Tennessee State	Morehead, Ky.	W, 3-1
11-19-11*	Morehead State	Morehead, Ky.	L, 0-3
11-15-12	Morehead State	Morehead, Ky.	L, 0-3

Ohio Valley Conference Tournament Record: 8-11

*OVC Tournament Championship Match

**Won OVC Tournament in 2002


NCAA VOLLEYBALL TOURNAMENT

Date	Opponent	Location	Result
12-6-02	Nebraska	Lincoln, Neb.	L, 0-3 (12-30, 17-30, 14-30)

UT Martin's magical 2002 season came to an end when it fell in three sets to No. 3 Nebraska (12-30, 17-30, 14-30) in the first round of the NCAA Tournament at NU Coliseum. The Skyhawks concluded the season with a 24-6 overall record.

A total of 12 players saw action for UT Martin, as Leigh Reiniche (five kills), Lindsey Vicknair (19 assists) and Stefanie Dubach (12 digs) guided the Skyhawks.

Nebraska would end its season with a 40-2 record after advancing to the Elite 8 round of the NCAA Tournament. The match was played in front of 4,289 fans - the largest crowd that a UT Martin volleyball team has played for.



The 2002 UT Martin volleyball team captured the program's first-ever Ohio Valley Conference championship, winning the final in three sets against Southeast Missouri at Skyhawk Fieldhouse. The Skyhawks posted a 24-6 record and went 15-1 in the OVC, winning its second consecutive regular season conference title under head coach Chris Rushing. The 24 victories are one shy of the program record while the 15 conference wins remain as the most in school history.

OHIO VALLEY CONFERENCE



Now in its 69th year, the Ohio Valley Conference continues to build on the success that has made it the nation's eighth-oldest NCAA Division I conference.

In May 2011 the Conference expanded for the second time in four years, adding Belmont University which began competition in the 2012-13 academic year. The addition of Belmont gave the OVC 12 members, the most the league has had at one time in its illustrious history. The move added a second team in the city of Nashville and was the first addition to the league since Southern Illinois University Edwardsville joined in 2008. Subsequently, the league has shown its stability over the past decade, seeing only one member institution depart over the past 16 years.

The 2009-10 school year saw a change in leadership as Beth DeBauche was named the

seventh full-time Commissioner in league history on July 28, 2009. The last three commissioners of the OVC have moved onto jobs as the commissioner of the Big Ten, Big 12 and the Mid-American Conferences.

The OVC's proud history dates back to 1948, but seeds for the new league were actually planted in 1941. It was then that Roy Stewart, the athletics director at Murray State, Charles "Turkey" Hughes, the athletics director at Eastern Kentucky, and Kelly Thompson, the public relations director at Western Kentucky, first broached the idea of forming a new conference. Discussions were put on hold by World War II, but reemerged February 27-28, 1948 at the Kentucky Hotel in Louisville as the three original institutions combined with Morehead State, Louisville and Evansville to form the OVC.

In the 1950s, the OVC became a pioneer on a much more significant scale socially. During times of racial segregation, league member Morehead State became one of the first non-traditionally black mid-southern institutions to accept a black student. In 1958 Marshall Banks earned athletically-related aid at Morehead, which signed a second black athlete, Howard Murphy, a year later. In 1961 Murphy earned all-conference recognition as a halfback in football. With racial barriers broken, the rest of the institutions in the league began to provide educational and athletic opportunities to African-Americans.

After Title IX legislation passed in 1972, women's athletics began a rebirth on the national scene as the NCAA began sponsoring and marketing women's sports. Recognizing the need to provide increased opportunities for female athletes, the OVC began formulating plans for women's athletics in 1975 and established women's championships in the sports of basketball, tennis and track in 1977, with cross country and volleyball added over the next four years. Those sports were initially governed by the Association of Intercollegiate Athletics for Women (AIAW), but the overall strength of women's programs in the league was demonstrated by the automatic bids the OVC instantly received when the NCAA became the governing body in 1982. The conference added women's golf and softball in 1994 and women's soccer in 1998.

The league also had another historical moment in November 2008 when the NCAA awarded Nashville the 2014 NCAA Women's Division I Final Four. The OVC served as the host of the prestigious event, which is one of the biggest sporting events the city of Nashville can host. The event was held April 6 & 8 at Bridgestone Arena in downtown Nashville and was played in front of sold-out crowds for both the semifinals and championship as UConn topped Notre Dame in a battle of undefeated teams to win its ninth national title.

Over its 68 years, OVC teams have garnered national championships and bowl games in football, along with national team or individual titles in the sports of rifle, cross country, track and golf.

The OVC has also produced several Olympic athletes, including Murray State's Morgan Hicks, who was a member of the 2004 United States Olympic Rifle Team and Morehead State's Brian Shimer who competed in five Winter Olympics in bobsled (winning a bronze medal in 2002) and coached the 2010 United States bobsled team to its first gold medal since 1948. Former Morehead State football and Eastern Kentucky track and field athlete Dallas Robinson competed with the U.S. bobsled team during the 2014 Sochi Winter Olympics. In addition, some of the greatest players in professional sports were educated at OVC institutions. The list includes former greats such as football's Phil Simms (Morehead State), basketball's Clem Haskins (Western Kentucky) and Bubba Wells (Austin Peay) and two-sport star Steve Hamilton (Morehead State) to present-day standouts like basketball player Kenneth Faried (Morehead State), football players Tony Romo (Eastern Illinois) and Jimmy Garoppolo (Eastern Illinois) and baseball players A.J. Ellis (Austin Peay) and Shawn Kelley (Austin Peay). Hamilton is the only athlete to ever play in the NCAA Basketball Championship, a Major League Baseball World Series (New York Yankees) and a NBA Championship Series (Los Angeles Lakers).

In 2007-08, UT Martin guard Lester Hudson became the first men's Division I player to record a quadruple-double in a game, when he registered 25 points, 12 rebounds, 10 assists and 10 steals in a victory over Central Baptist College. Hudson, who ranked fourth in scoring nationally as a junior, returned for his senior season in 2008-09 and was second nationally in scoring (behind Davidson's

Stephen Curry) at 27.5 points a contest. Hudson earned numerous honors (including OVC Player of the Year and OVC Male Athlete of the Year in each 2008 and 2009 and All-American status from several outlets) before being drafted by the Boston Celtics with the No. 58 pick of the 2009 NBA Draft.

A first in the OVC occurred in 2008, when the league had a first round draft pick in both the NFL (Tennessee State's Dominique Rodgers-Cromartie) and Major League Baseball (Eastern Kentucky's Christian Friedrich) Drafts in the same school year. A year later (2009) the league had a Major League Baseball First Round Compensation Round pick (Eastern Illinois' Tyler Kehrner who was No. 48 overall) and NBA Second Round pick (UT Martin's Lester Hudson) in the same season.

The OVC's first volleyball tournament was held in 1981, the same year Eastern Kentucky began a string of six straight tournament crowns. Former EKV skipper Dr. Geri Polvino compiled a 627-439 record in 32 seasons as head coach of the Colonels, earning OVC Coach of the Year honors eight times. More recently, former Austin Peay coach Cheryl Holt and former Southeast Missouri skipper Cindy Gannon also earned their peers' recognition multiple times with four awards each.

Throughout the last 33 years, 11 different teams have won an OVC regular-season or tournament volleyball crown. Since joining the league in 1991, Southeast Missouri has dominated the scene, winning seven of its eight regular-season titles during the 1990's, including five straight from 1993-97. The Redhawks have also won five tournament crowns (1994, 1996, 1998, 1999 and 2000). Jacksonville State won back-to-back OVC Tournament Championships (2005, 2006) including going through the OVC undefeated (16-0) in 2006 and winning a NCAA Tournament match in 2010, the league's first NCAA victory since 2000.

Following the 2007 season, Jacksonville State's Abbey Breit was named the OVC Offensive Player of the Year for the third-straight season, becoming the first player in OVC history to accomplish that feat. Five other individuals - Eastern Kentucky's Angela Boykins (1985-86), Morehead State's Dayle Hammontree (1988-89), Southeast Missouri's Tuba Meto (1996-97), Morehead State's Amy Almond (2001-02) and Murray State's Scottie Ingram (2014-15) - were back-to-back winners of the award.

Morehead State won its fourth-straight OVC regular season championship in 2013. Over that four-year period (2010-13) the Eagles compiled an impressive 67-3 league record.

The playing field is not the only place where OVC athletes are working hard. The league also recognizes excellence in the classroom. Six Scholar-Athlete Awards are presented yearly to male and female athletes, while others are commended for their academic success by being Medal of Honor recipients or earning a spot on the Commissioner's Honor Roll. Additionally, the league annually presents one institutional Academic Achievement Award, as well as separate team awards in each Conference-sponsored sport. Since the College Sports Information Directors of America (CoSIDA) Academic All-America program began, the Ohio Valley Conference has had 250 student-athletes honored with the award, including 58 over the last six years (2010-16).

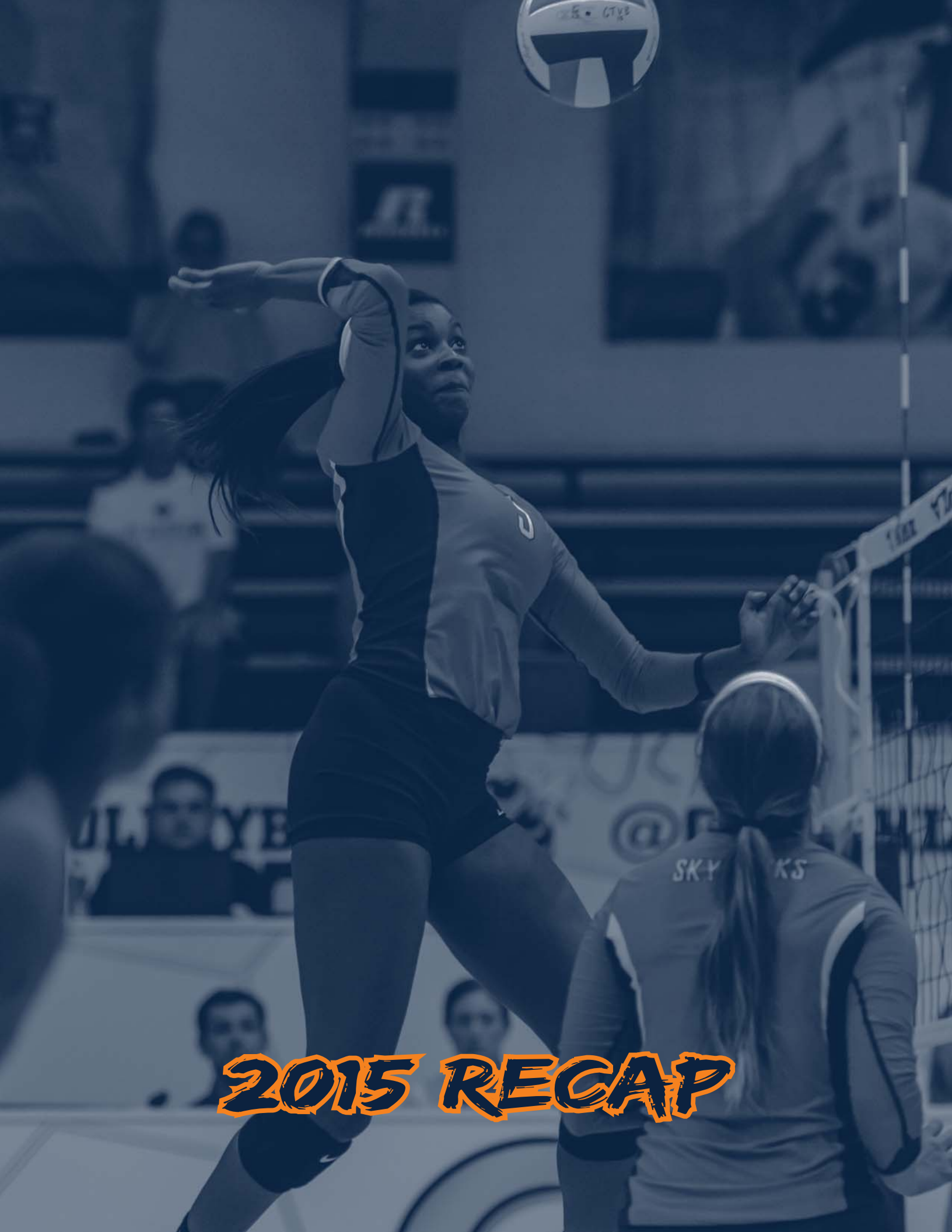
Through the early years of the league, administrators wrestled with fan behavior due to the close proximity of the Conference members and the intense rivalries which developed. Just as it did decades ago, the OVC took the leadership role on what has become a national issue. In 1995, the OVC implemented a first-of-its-kind "Sportsmanship Statement," a policy which promotes principles of fair play, ethical conduct and respect for one's opponent. The statement has become a model for others to follow across the nation, and has answered the challenge of the NCAA Presidents Commission to improve sportsmanship in collegiate athletics.

Additionally, the OVC annually presents the Steve Hamilton Sportsmanship Award, in honor of the former Morehead State student-athlete, coach and athletics director, to a junior or senior student-athlete with significant athletic contributions who best exemplifies the characteristics of sportsmanship and citizenship. Most recently, the Conference has also implemented the OVC Institutional and Team Sportsmanship Awards, which are presented to one institution and 18 sport-specific teams voted by their peers to have best exhibited the standards of sportsmanship and ethical conduct as outlined by the OVC and NCAA.

The vision of leadership demonstrated by the Founding Fathers in 1948 remains alive today as the Ohio Valley Conference prepares for the future. One example is in regard to the current trend in collegiate athletics administration for increased involvement of university presidents in setting policies and making rules. The presidents of OVC institutions, however, have always governed the Conference, long before presidential governance became a national theme.

The Ohio Valley Conference sponsors the following sports: baseball, basketball, cross country, football, golf, tennis and track for men, and basketball, cross country, golf, soccer, softball, tennis, track and volleyball for women. In addition, the OVC also sponsors the combined men's and women's sport of rifle.

Now in its seventh decade of competition, the Ohio Valley Conference has grown significantly from its humble beginnings while increasing the number of athletics opportunities it provides for students. Current league representatives include charter members Eastern Kentucky University, Morehead State University and Murray State University, along with Austin Peay State University, Belmont University, Eastern Illinois University, Jacksonville State University, Southeast Missouri State University, Southern Illinois University Edwardsville, Tennessee State University, Tennessee Technological University and the University of Tennessee at Martin.



2015 RECAP

SEASON REVIEW

Although the Skyhawks narrowly missed out on the Ohio Valley Conference Tournament, the first year of the Jaclynn Yocum Era at UT Martin featured several positives.

The Skyhawks picked up one of the most impressive victories in recent history on Sept. 1, as UT Martin rolled to a five-set win at Ole Miss (who eventually went on to win 22 games). It was the program's first triumph over a Southeastern Conference school since 2011.

UT Martin also posted its first season sweep of OVC rival Southeast Missouri since 2010 and defeated fellow OVC foe Eastern Kentucky for the first time since the 2011 campaign.

An OVC Tournament berth was on the line during the regular season finale against Tennessee Tech at Skyhawk Fieldhouse. It was an electric atmosphere from the start, as the third-largest crowd in program history (751 fans) watched the two sides battle through 54 tie scores and

24 lead changes throughout the night. UT Martin accounted for match point three times in the fourth set and twice again in the fifth set but Tennessee Tech continued to stave off elimination before outlasting the Skyhawks in five sets (25-22, 19-25, 26-24, 26-28, 17-19). UT Martin would conclude the 2015 season with a 9-24 overall record and a 5-11 mark in OVC play.

The first victory of Yocum's Skyhawk career came on the season's opening day, as UT Martin defeated The Citadel by a 3-1 margin in the GT Courtyard by Marriott Atlanta Midtown Invitational hosted by Georgia Tech.

Following the victory at Ole Miss, the Skyhawks also chalked up nonconference victories at Alabama A&M (3-2 on Sept. 7) and against Arkansas-Pine Bluff (3-0 on Sept. 19).

UT Martin opened OVC play with a convincing 3-0 home win (25-16, 25-15, 25-15) over Austin Peay on Sept. 25. Four days later, the Skyhawks won at Southeast Missouri for the first time since 2010, sweeping the Redhawks to begin their conference season with a 2-1 record.

Following a road loss at Jacksonville State and a home loss to Morehead State, UT Martin knocked off Eastern Kentucky in four sets at home to even its OVC mark at 3-3.

A four-game road swing ensued as the Skyhawks fell in all four matches - two of which extended to five sets. The losing skid ended with a 3-1 home win over SIUE on Oct. 30 before a tight five-set loss to Eastern Illinois.

Four set losses at

OVC regular season champion Murray State and at Austin Peay followed before the Skyhawks swept Southeast Missouri at home on Nov. 10 to set up the OVC Tournament clincher against Tennessee Tech in the regular season finale. UT Martin left it all on the court but ultimately could not emerge victorious.

In 2015, the Skyhawks saw a trio of players win OVC weekly honors. Chelsea Bowles was named the OVC's Defensive Player of the Week in back-to-back weeks (Sept. 14, Sept. 21) while Ellie Cain (Setter of the Week) and Kiah Cheatham (Newcomer of the Week) were each crowned on Nov. 2. It was the fourth and fifth time that Bowles had earned the award in her storied career, marking the second-most OVC Defensive Player of the Week honors by an individual in program history. Cain and Cheatham's accomplishment marked only the eighth time in program history that a pair of Skyhawks were honored with a top weekly OVC accolade on the same date. It was also the first time that UT Martin produced two winners in the same week since Sept. 9, 2013.

Cheatham was also voted as an OVC All-Newcomer by the league's head coaches and sports information directors. A 6-0 middle blocker out of Troy, she became the 12th player in program history to tally OVC All-Newcomer status. She turned away an OVC-best 1.04 blocks per set (110 overall), compiling 21 multi-block performances and 12 matches with five or more swats. Offensively, she accounted for 224 kills (2.11 per set) on a team-high .243 attack percentage.

Wessling was also recognized as an OVC Medal of Honor recipient for her perfect 4.0 Grade Point Average. She was one of seven Skyhawks to earn a spot on the OVC Commissioner's Honor Roll, joining Bowles, Cain, Amanda Crask, Mandy Glon, Colleen Larson and Jamie Scherb.



Madison Wessling ranked second on the team with 310 kills while also adding 205 digs as a junior. She piled up all seven of her double-doubles in the final 11 matches of the season.

FINAL STATISTICS

RECORD:	OVERALL	HOME	AWAY	NEUTRAL
ALL GAMES	9-24	4-4	3-10	2-10
CONFERENCE	5-11	4-4	1-7	0-0
NON-CONFERENCE	4-13	0-0	2-3	2-10

#	Player	sp	Attack					Set		Serve			re	Dig			Blocking						points
			k	k/s	e	ta	pct	a	a/s	sa	se	sa/s		dig	dig/s	bs	ba	total	blk/s	be	bhe		
10	CERIANI, Lael	125	329	2.63	146	1003	.182	10	0.08	0	1	0.00	24	105	0.84	5	38	43	0.34	11	1	353.0	
35	WESSLING, Madison	125	310	2.48	160	1009	.149	14	0.11	8	7	0.06	43	205	1.64	7	29	36	0.29	13	0	339.5	
3	CHEATHAM, Kiah	106	224	2.11	64	658	.243	3	0.03	19	21	0.18	1	66	0.62	16	94	110	1.04	25	1	306.0	
5	ERVES, Alisha	102	202	1.98	102	568	.176	8	0.08	0	0	0.00	2	23	0.23	6	51	57	0.56	23	4	233.5	
14	CRASK, Amanda	116	183	1.58	108	563	.133	57	0.49	12	26	0.10	1	180	1.55	4	60	64	0.55	12	8	229.0	
8	NOFFSINGER, Rachel	60	99	1.65	37	268	.231	10	0.17	9	23	0.15	0	28	0.47	3	15	18	0.30	3	0	118.5	
1	CAIN, Ellie	124	72	0.58	24	224	.214	1135	9.15	18	28	0.15	0	266	2.15	0	33	33	0.27	17	36	106.5	
2	LARSON, Colleen	125	1	0.01	2	13	-.077	30	0.24	25	8	0.20	31	290	2.32	0	0	0	0.00	0	0	26.0	
7	SCHERB, Jamie	124	5	0.04	9	34	-.118	32	0.26	20	53	0.16	34	217	1.75	0	0	0	0.00	0	4	25.0	
4	BOWLES, Chelsea	120	2	0.02	2	18	.000	30	0.25	19	38	0.16	35	453	3.78	0	0	0	0.00	0	0	21.0	
11	GLON, Mandy	11	5	0.45	11	29	-.207	0	0.00	0	0	0.00	0	0	0.00	0	3	3	0.27	0	0	6.5	
12	WATT, Alanna	7	3	0.43	9	27	-.222	0	0.00	1	0	0.14	5	2	0.29	0	1	1	0.14	0	0	4.5	
13	SHAW, Sarah	8	2	0.25	5	16	-.188	0	0.00	0	0	0.00	0	2	0.25	0	0	0	0.00	2	1	2.0	
	TEAM		-	-	-	-	-	-	-	-	-	-	13	-	-	-	-	-	-	-	-	-	
	UT MARTIN	125	1437	11.50	679	4430	.171	1329	10.63	131	205	1.05	189	1837	14.70	41	324	203.0	1.62	106	55	1771.0	
	Opponents	125	1715	13.72	634	4504	.240	1594	12.75	189	228	1.51	131	2016	16.13	67	339	236.5	1.89	99	46	2140.5	

Team Statistics	UTM	OPP
ATTACK		
Kills	1437	1715
Errors	679	634
Total Attacks	4430	4504
Attack Pct	.171	.240
Kills/Set	11.5	13.7
SET		
Assists	1329	1594
Assists/Set	10.6	12.8
SERVE		
Aces	131	189
Errors	205	228
Aces/Set	1.0	1.5
SERVE RECEPTIONS		
Errors	189	131
Errors/Set	1.5	1.0
DEFENSE		
Digs	1837	2016
Digs/Set	14.7	16.1
BLOCKING		
Block Solo	41	67
Block Assist	324	339
Total Blocks	203.0	236.5
Blocks/Set	1.6	1.9
Block Errors	106	99
Ball handling errors	55	46
ATTENDANCE		
Total	2641	3694
Dates/Avg Per Date	8/330	13/284
Neutral site #/Avg	12/118	
Current win streak	0	-
Home win streak	0	-

Date	Opponent	Score	Score by set	Att.
Aug 28	vs Coastal Carolina	L 0-3	9-25,22-25,19-25	106
Aug 28	vs The Citadel	w 3-1	25-20,28-26,18-25,25-15	101
Aug 29	at Georgia Tech	L 0-3	23-25,8-25,13-25	475
Aug 29	vs Siena	L 1-3	25-15,22-25,17-25,18-25	213
Sep 01	vs McNeese State	L 2-3	21-25,15-25,25-22,25-22,13-15	45
Sep 01	at Ole Miss	w 3-2	24-26,25-23,20-25,25-18,15-13	237
Sep 04	vs Western Kentucky	L 0-3	9-25,7-25,13-25	86
Sep 05	vs Dayton	L 0-3	18-25,12-25,6-25	86
Sep 05	vs Southern Illinois	L 0-3	10-25,17-25,21-25	275
Sep 07	at Alabama A&M	w 3-2	24-26,25-16,26-28,25-23,15-11	153
Sep 11	at Indiana State	L 0-3	17-25,10-25,7-25	205
Sep 12	vs IPFW	L 1-3	22-25,21-25,25-23,18-25	123
Sep 12	vs Eastern Michigan	L 2-3	16-25,20-25,25-23,26-24,10-15	134
Sep 18	vs USC Upstate	L 1-3	23-25,16-25,33-31,13-25	102
Sep 18	vs North Dakota	L 0-3	9-25,15-25,15-25	84
Sep 19	at Saint Louis	L 0-3	22-25,26-28,15-25	105
Sep 19	vs Arkansas-Pine Bluff	w 3-0	25-20,25-13,25-15	56
*Sep 25	AUSTIN PEAY	w 3-0	25-16,25-15,25-15	577
*Sep 26	MURRAY STATE	L 0-3	13-25,20-25,22-25	304
*Sep 29	at Southeast Missouri	w 3-0	26-24,25-19,25-21	207
*Oct 04	at Jacksonville State	L 0-3	20-25,13-25,18-25	415
*Oct 09	MOREHEAD STATE	L 0-3	18-25,15-25,17-25	208
*Oct 10	EASTERN KENTUCKY	w 3-1	25-23,24-26,25-18,25-22	196
*Oct 16	at Eastern Illinois	L 1-3	16-25,18-25,26-24,19-25	273
*Oct 17	at SIUE	L 2-3	27-25,25-23,21-25,23-25,8-15	263
*Oct 23	at Belmont	L 1-3	14-25,25-22,20-25,18-25	316
*Oct 24	at Tennessee State	L 2-3	17-25,25-22,24-26,30-28,13-15	173
*Oct 30	SIUE	w 3-1	25-20,21-25,30-28,25-18	218
*Oct 31	EASTERN ILLINOIS	L 2-3	17-25,29-31,25-23,25-22,12-15	194
*Nov 06	at Murray State	L 1-3	19-25,25-22,19-25,16-25	403
*Nov 07	at Austin Peay	L 1-3	25-18,18-25,16-25,25-27	469
*Nov 10	SOUTHEAST MISSOURI	w 3-0	25-14,25-17,25-23	193
*Nov 13	TENNESSEE TECH	L 2-3	25-22,19-25,26-24,26-28,17-19	751

Record in 3-set matches: 4-11
 Record in 4-set matches: 3-7
 Record in 5-set matches: 2-6

FINAL STATISTICS (OVC ONLY)

RECORD:	OVERALL	HOME	AWAY	NEUTRAL
ALL GAMES	5-11	4-4	1-7	0-0
CONFERENCE	5-11	4-4	1-7	0-0
NON-CONFERENCE	0-0	0-0	0-0	0-0

##	Player	sp	Attack					Set		Serve			re	Dig		Blocking					bhe	points
			k	k/s	e	ta	pct	a	a/s	sa	se	sa/s		dig	dig/s	bs	ba	total	blk/s	be		
3	CHEATHAM, Kiah	62	154	2.48	35	435	.274	2	0.03	10	16	0.16	1	39	0.63	15	69	84	1.35	20	1	213.5
10	CERIANI, Lael	62	171	2.76	68	512	.201	0	0.00	0	0	0.00	7	52	0.84	3	22	25	0.40	4	1	185.0
35	WESSLING, Madison	62	157	2.53	83	529	.140	7	0.11	5	6	0.08	19	150	2.42	3	18	21	0.34	10	0	174.0
14	CRASK, Amanda	62	88	1.42	56	295	.108	20	0.32	5	10	0.08	0	70	1.13	3	42	45	0.73	9	3	117.0
5	ERVES, Alisha	41	87	2.12	41	233	.197	5	0.12	0	0	0.00	1	9	0.22	5	17	22	0.54	11	0	100.5
8	NOFFSINGER, Rachel	27	45	1.67	14	125	.248	1	0.04	5	14	0.19	0	14	0.52	1	11	12	0.44	2	0	56.5
1	CAIN, Ellie	62	35	0.56	12	108	.213	607	9.79	9	14	0.15	0	151	2.44	0	18	18	0.29	13	22	53.0
2	LARSON, Colleen	62	1	0.02	0	5	.200	10	0.16	13	5	0.21	9	133	2.15	0	0	0	0.00	0	0	14.0
7	SCHERB, Jamie	62	4	0.06	4	11	.000	22	0.35	6	28	0.10	19	132	2.13	0	0	0	0.00	0	3	10.0
4	BOWLES, Chelsea	58	2	0.03	1	5	.200	16	0.28	5	18	0.09	19	247	4.26	0	0	0	0.00	0	0	7.0
11	GLON, Mandy	1	0	0.00	0	0	.000	0	0.00	0	0	0.00	0	0	0.00	0	0	0	0.00	0	0	0.0
	TEAM	-	-	-	-	-	-	-	-	-	-	-	5	-	-	-	-	-	-	-	-	-
	UT MARTIN	62	744	12.00	314	2258	.190	690	11.13	58	111	0.94	80	997	16.08	30	197	128.5	2.07	69	30	930.5
	Opponents	62	860	13.87	356	2376	.212	803	12.95	80	124	1.29	58	1064	17.16	33	170	118.0	1.90	69	25	1058.0

Team Statistics	UTM	OPP	Date	Opponent	Score	Score by set	Att.
ATTACK			*Sep 25	AUSTIN PEAY	w 3-0	25-16,25-15,25-15	577
Kills	744	860	*Sep 26	MURRAY STATE	L 0-3	13-25,20-25,22-25	304
Errors	314	356	*Sep 29	at Southeast Missouri	w 3-0	26-24,25-19,25-21	207
Total Attacks	2258	2376	*Oct 04	at Jacksonville State	L 0-3	20-25,13-25,18-25	415
Attack Pct	.190	.212	*Oct 09	MOREHEAD STATE	L 0-3	18-25,15-25,17-25	208
Kills/Set	12.0	13.9	*Oct 10	EASTERN KENTUCKY	w 3-1	25-23,24-26,25-18,25-22	196
SET			*Oct 16	at Eastern Illinois	L 1-3	16-25,18-25,26-24,19-25	273
Assists	690	803	*Oct 17	at SIUE	L 2-3	27-25,25-23,21-25,23-25,8-15	263
Assists/Set	11.1	13.0	*Oct 23	at Belmont	L 1-3	14-25,25-22,20-25,18-25	316
SERVE			*Oct 24	at Tennessee State	L 2-3	17-25,25-22,24-26,30-28,13-15	173
Aces	58	80	*Oct 30	SIUE	w 3-1	25-20,21-25,30-28,25-18	218
Errors	111	124	*Oct 31	EASTERN ILLINOIS	L 2-3	17-25,29-31,25-23,25-22,12-15	194
Aces/Set	0.9	1.3	*Nov 06	at Murray State	L 1-3	19-25,25-22,19-25,16-25	403
SERVE RECEPTIONS			*Nov 07	at Austin Peay	L 1-3	25-18,18-25,16-25,25-27	469
Errors	80	58	*Nov 10	SOUTHEAST MISSOURI	w 3-0	25-14,25-17,25-23	193
Errors/Set	1.3	0.9	*Nov 13	TENNESSEE TECH	L 2-3	25-22,19-25,26-24,26-28,17-19	751
DEFENSE			Record in 3-set matches: 3-3				
Digs	997	1064	Record in 4-set matches: 2-4				
Digs/Set	16.1	17.2	Record in 5-set matches: 0-4				
BLOCKING							
Block Solo	30	33					
Block Assist	197	170					
Total Blocks	128.5	118.0					
Blocks/Set	2.1	1.9					
Block Errors	69	69					
Ball handling errors	30	25					
ATTENDANCE							
Total	2641	2519					
Dates/Avg Per Date	8/330	8/315					
Neutral site #/Avg	0/0	-					
Current win streak	0	-					
Home win streak	0	-					



RECORD BOOK

NOTABLE SKYHAWKS

AVCA ALL-AMERICAN

Kasey Elswick (Honorable Mention)2011

AVCA ALL-REGION

Kasey Elswick2011, 2012

OVC DEFENSIVE PLAYER OF THE YEAR

Kasey Elswick2010, 2011

FIRST TEAM ALL-OVC

Rachel Ahlers2000, 2001, 2002
Lindsey Vicknair2000, 2001, 2002
Kasey Elswick2010, 2011, 2012
Ashley Doherty2011

SECOND TEAM ALL-OVC

Joanne Jerrick1992
Traci Tisch1994
Lindsay Stock2000, 2002

OVC ALL-NEWCOMER

Traci Tisch1992
Erin Wayne1993
Amy Ohrt1994
Liz Chancellor1995
Kelly Potthast1996
Lindsey Vicknair1999
Heather Kea2000
Kasey Elswick2009
Emily Keaton2011
Amanda Crask2012
Madison Wessling2013
Kiah Cheatham2015

ALL-OVC HONORABLE MENTION

Amy Ohrt1995
Jodie Hempen1998
Heather Kea2001
Natalie Klevan2002
Jamie Fitzwater2003
Leigh Reiniche2003

OVC ALL-TOURNAMENT TEAM

Lindsey Vicknair2000
Rachel Ahlers2000, 2001
Heather Kea2001
Jamie Fitzwater2002
Leigh Reiniche2002
Lindsay Stock2002
Ashley Doherty2011
Jenna Miller2011

OVC TOURNAMENT MVP

Lindsay Stock2002

OVC COACH OF THE YEAR

Chris Rushing2000, 2002
Darrin McClure2011

OVC PLAYER OF THE WEEK

Natalie Klevan9/30/02
Rachel Ahlers10/7/02
Lindsey Vicknair11/4/02

OVC FRESHMAN OF THE WEEK

Traci Tisch9/29/92
Brooke Burton9/28/98
Leigh Reiniche9/11/00
Heather Kea10/2/00
Ashley Doherty9/7/09

OVC DEFENSIVE PLAYER OF THE WEEK

Jodie Hempen10/19/98
Rachel Ahlers10/8/01
Kasey Elswick11/8/10, 8/29/11, 9/5/11, 9/12/11
.....9/19/11, 9/26/11, 10/10/11, 10/17/11, 10/24/11, 9/3/12
Chelsea Bowles9/2/13, 9/9/13, 9/15/14, 9/14/15, 9/21/15

OVC OFFENSIVE PLAYER OF THE WEEK

Heather Kea9/25/00, 9/3/01
Rachel Ahlers11/13/00, 10/8/01, 10/15/01, 10/22/01, 11/5/01
Lindsay Stock9/10/01

Kathryn Sprague10/8/07
Ashley Doherty9/7/09, 9/12/11, 9/19/11

OVC SETTER OF THE WEEK

Jenna Miller8/29/11, 10/10/11
Amanda Crask9/2/13, 9/9/13
Ellie Cain11/2/15

OVC NEWCOMER OF THE WEEK

Kiah Cheatham11/2/15

COSIDA ACADEMIC ALL-AMERICAN

Rachel Ahlers2001
Jenna Miller2011

COSIDA ACADEMIC ALL-DISTRICT

Rachel Ahlers2001
Jenna Miller2011
Kasey Elswick2011, 2012

COSIDA ACADEMIC ALL-REGION HONORABLE MENTION

Rachel Ahlers2002

OVC SCHOLAR ATHLETE AWARD

Lindsey Vicknair2002

OVC MEDAL OF HONOR

Helen Joyce1994
Amy Harris1996
Amanda James1997
Rachel Ahlers2000, 2001, 2002, 2003
Stephanie Bauer2001, 2002, 2003
Maribeth Hanneman2002, 2004
Krissy Neumann2004, 2005
Kirsten Thompson2004, 2005
Leigh Reiniche2005
Morgan Kilpatrick2007
Shelby Knose2008
Dimphy Sasse2008
Jenna Miller2009, 2010, 2011
Katie Redman2009, 2010
Kasey Elswick2010, 2012
Britany Wilburn2011
Brandy Dennis2012
Allie Whippey2012, 2013
Chelsea Bowles2014
Lael Ceriani2014
Madison Wessling2015

ALL-GULF SOUTH CONFERENCE

Daina Embry1984, 1985
Kathy Hallie1994
Lisa Rynders1985, 1986
Chrissy Neibel1986
Trish Weidman1986
Chris Glaub1987
Chrissy Petty1987
Patty Cunningham1989
Dana Sampietro1989
Karin Cook1989
Deb Linger1989

GULF SOUTH CONFERENCE MVP

Chris Glaub1988

GSC ALL-TOURNAMENT TEAM

Daina Embry1984, 1985
Kathy Hallie1984
Tricia Weidman1984
Patti Cunningham1985
Lisa Rynders1985
Meika Gordon1987
Dana Sanpietro1987, 1988
Chris Glaub1988
Meika Gordon1989
Deb Linger1990

GSC COACH OF THE YEAR

Milly MacDonnell1986, 1988

GSC ALL-ACADEMIC TEAM

Deb Linger1989

OVC COMMISSIONER'S HONOR ROLL

1993-94 (5)
Jennifer Chapman
Kandy Evens
Helen Joyce
Amy Northcott
Traci Tisch

1994-95 (5)
Jennifer Chapman
Christina McKinney
Lenora McKinzie
Amy Ohrt
Traci Tisch

1995-96 (5)
Amy Harris
Amanda James
Lenora McKinzie
Jill Smith
Traci Tisch

1996-97 (3)
Angela Calcaterra
Amy Ohrt
Kelly Potthast

1997-98 (3)
Angela Calcaterra
Amy Ohrt
Kelly Potthast

1998-99 (3)
Sara Duffie
Amelia Johnson
Angela Calcaterra

1999-00 (2)
Rachel Ahlers
Stephanie Bauer

2000-01 (3)
Rachel Ahlers
Stephanie Bauer
Jamie Fitzwater

2001-02 (9)
Rachel Ahlers
Stephanie Bauer
Stephanie Dubach
Jamie Fitzwater
Maribeth Hanneman
Heather Kea
Natalie Klevan
Leigh Reiniche
Lindsay Stock

2002-03 (9)
Rachel Ahlers
Stephanie Bauer
Jamie Fitzwater
Maribeth Hanneman
Heather Kea
Natalie Klevan
Rebecca Palmer
Leigh Reiniche
Lindsay Stock

2003-04 (11)
Jamie Fitzwater
Maribeth Hanneman
Heather Kea
Mandy Krol
Krissy Neumann
Rebecca Palmer
Leigh Reiniche
Dimphy Sasse
Trish Schroeder
Kirsten Thompson
Kim Tipton

2004-05 (9)
Diana Foster
Heather Grumke
Shelby Knose
Mandy Krol
Krissy Neumann
Rebecca Palmer
Leigh Reiniche
Dimphy Sasse
Kirsten Thompson

2005-06 (6)
Megan Hitt
Sarah Jett
Morgan Kilpatrick
Shelby Knose
Tamara Konitzer
Dimphy Sasse

2006-07 (10)
Anna Gautreau
Megan Hitt
Jamie Hollins

Morgan Kilpatrick
Tammy Konitzer
Shelby Knose
Lauren Montague
Taylor Noland
Dimphy Sasse
Kathryn Sprague

2007-08 (10)
Sarah Jett
Morgan Kilpatrick
Shelby Knose
Lauren Montague
Taylor Noland
Jennifer Roberts
Dimphy Sasse
Kathryn Sprague
Emily Steinbeck
Randie Wooldridge

2008-09 (5)
Megan Hitt
Jenna Miller
Lauren Montague
Britany Wilburn
Randie Wooldridge

2009-10 (7)
Ashley Doherty
Kasey Elswick
Cassidy Hawkins
Kelly Hogan
Jenna Miller
Lauren Montague
Katie Redman

2010-11 (8)
Peyton Coldlough
Ashley Doherty
Kasey Elswick
Meryl Loop
Jenna Miller
Lauren Montague
Katie Redman
Britany Wilburn

2011-12 (11)
Krista Beyer
Brandy Dennis
Ashley Doherty
Kasey Elswick
Jackie Harter
Rachel Hill
Kelly Hogan
Jenna Miller
Taylor Simons
Allie Whippey
Britany Wilburn

2012-13 (10)
Krista Beyer
Chelsea Bowles
Amanda Crask
Brandy Dennis
Kasey Elswick
Jackie Harter
Emily Keaton
Lucy Martin
Taylor Simons
Allie Whippey

2013-14 (6)
Julia Devinney
Alisha Erves
Emily Keaton
Colleen Larson
Madison Wessling
Allie Whippey

2014-15 (13)
Madison Bergren
Chelsea Bowles
Lael Ceriani
Amanda Crask
Alisha Erves
Mandy Glon
Grace Hardin
Emily Keaton
Colleen Larson
Michelle McLaughlin
Madison Molitor
Madison Wessling
Allie Whippey

2015-16 (7)
Chelsea Bowles
Ellie Cain
Amanda Crask
Mandy Glon
Colleen Larson
Jamie Scherb
Madison Wessling

CAREER RECORDS

KILLS

1. Amy Ohrt	1263	1994-97
2. Rachel Ahlers	1196	1999-02
3. Emily Keaton	1181	2011-14
4. Heather Kea	1132	2000-03
5. Natalie Klevan	1114	1999-02
6. Traci Tisch	1113	1992-95
7. Ashley Doherty	1019	2008-11
8. Lauren Montague	1011	2006-10
9. Kathryn Sprague	1005	2004-07
10. Brittany Wilburn	962	2008-11

KILLS/SET

1. Jodie Hempen	3.28	1997-98
2. Rachel Ahlers	3.18	1999-02
3. Leigh Reiniche	3.16	2000,02-04
4. Heather Kea	3.07	2000-03
5. Natalie Klevan	2.84	1999-02
6. Traci Tisch	2.80	1992-95
7. Erin Wayne	2.76	1993-94
8. Jamie Fitzwater	2.73	2000-03
9. Amy Ohrt	2.65	1994-97
10. Kelly Potthast	2.62	1996-97

ATTACKS

1. Emily Keaton	3720	2011-14
2. Lauren Montague	3459	2006-10
3. Amy Ohrt	3285	1994-97
4. Natalie Klevan	3164	1999-02
5. Heather Kea	3145	2000-03
6. Traci Tisch	2874	1992-95
7. Leigh Reiniche	2806	2000,02-04
8. Brittany Wilburn	2642	2008-11
9. Ashley Doherty	2631	2008-11
10. Jamie Fitzwater	2603	2000-03

ATTACK ATTEMPTS/SET

1. Jodie Hempen	9.39	1997-98
2. Leigh Reiniche	9.29	2000,02-04
3. Lauren Montague	8.82	2006-10
4. Heather Kea	8.52	2000-03
5. Brooke Burton	8.19	1998-99
6. Erin Wayne	8.13	1993-94
7. Natalie Klevan	8.07	1999-02
8. Emily Keaton	7.90	2011-14
9. Jamie Hollins	7.83	2004-06
10. Madison Wessling	7.80	2013-active

ATTACK PERCENTAGE

1. Rachel Ahlers	.347	1999-02
2. Kathryn Sprague	.302	2004-07
3. Lindsey Stock	.301	1999-02
4. Jenna Miller	.275	2008-11
5. Ashley Doherty	.261	2008-11
6. Jamie Fitzwater	.245	2000-03
7. Kiah Cheatham	.243	2015
8. Tabbi Runyon-Davis	.229	2006-07
9. Amy Ohrt	.226	1994-97
10. Brittany Wilburn	.222	2008-11

ASSISTS

1. Lindsey Vicknair	5050	1999-02
2. Jill Smith	3302	1994-97
3. Jenna Miller	3140	2008-11
4. Shelby Knose	2661	2004-07
5. Amanda Crask	2248	2012-15
6. Helen Joyce	2098	1992-93
7. Emily Steinbeck	1291	2007-08
8. Ellie Cain	1135	2015
9. Morgan Kilpatrick	1016	2005-07
10. Madison Bergren	935	2014

ASSISTS/SET

1. Lindsey Vicknair	12.00	1999-02
2. Helen Joyce	9.16	1992-93
3. Ellie Cain	9.15	2015
4. Madison Bergren	8.99	2014
5. Jenna Miller	8.92	2008-11
6. Jill Smith	8.34	1994-97
7. Emily Steinbeck	6.76	2007-08
8. Shelby Knose	6.74	2004-07
9. Brandy Dennis	6.36	2011-12
10. Amanda Crask	6.01	2012-16

ACES

1. Traci Tisch	150	1992-95
2. Carrie Smith	143	1993-96
3. Lindsey Vicknair	142	1999-02
4. Emily Keaton	128	2011-14
5. Stefanie Dubach	113	1999-02
6. Natalie Klevan	112	1999-02
7. Leigh Reiniche	109	2000,02-04
8. Jill Smith	102	1994-97
9. Lenora McKinzie	98	1994-95
10. Shelby Knose	92	2004-07

DIGS

1. Kasey Elswick	2606	2009-12
2. Chelsea Bowles	1609	2012-16
3. Stefanie Dubach	1401	1999-02
4. Heather Kea	1234	2000-03
5. Carrie Smith	1182	1993-96
6. Tammy Konitzer	1164	2003-06
7. Emily Keaton	1125	2011-14
8. Anna Gautreau	1094	2005-07
9. Natalie Klevan	1030	1999-02
10. Lindsey Vicknair	972	1999-02

DIGS/SET

1. Kasey Elswick	5.71	2009-12
2. Anna Gautreau	5.00	2005-07
3. Kelly Potthast	4.67	1996-97
4. Chelsea Bowles	3.58	2012-16
5. Jodie Hempen	3.55	1997-98
6. Heather Kea	3.34	2000-03
7. Stefanie Dubach	3.16	1999-02
8. Erin Wayne	3.06	1993-94
9. Tammy Konitzer	2.92	2003-06
10. Leigh Reiniche	2.85	2000,02-04

BLOCKS

1. Kathryn Sprague	545	2004-07
2. Rachel Ahlers	463	1999-02
3. Traci Tisch	434	1992-95
4. Sarah Jett	397	2005-07
5. Brittany Wilburn	384	2008-11
6. Amy Ohrt	375	1994-97
7. Dimphy Sasse	318	2003-07
8. Ashley Doherty	289	2008-11
9. Lindsey Stock	283	1999-02
10. Liz Chancellor	280	1995-98

BLOCKS/SET

1. Kathryn Sprague	1.30	2004-07
2. Rachel Ahlers	1.23	1999-02
3. Sarah Jett	1.16	2005-07
4. Traci Tisch	1.09	1992-95
5. Kiah Cheatham	1.04	2015
6. Dimphy Sasse	0.89	2004-07
7. Brittany Wilburn	0.84	2008-11
8. Rebecca Palmer	0.81	2002-05
9. Lindsey Stock	0.80	1999-02
t10. Amy Ohrt	0.79	1994-97
t10. Gentry Early	0.79	1992-93

THE LAST TIME UTM...

Won a set 15-0...
at Tennessee State (Oct. 13, 2000)

Won a match 3-0...
vs. Southeast Missouri (Nov. 10, 2015)

Won a match 3-1...
vs. SIUE (Oct. 30, 2015)

Won a match 3-2...
at Alabama A&M (Sept. 7, 2015)

Lost a set 0-15...
vs. Akron (Sept. 5, 1997)

Lost a match 0-3...
vs. Morehead State (Oct. 9, 2015)

Lost a match 1-3...
at Austin Peay (Nov. 7, 2015)

Lost a match 2-3...
vs. Tennessee Tech (Nov. 13, 2015)

Had 100 kills in a match...
Never

Had 200 attacks in a match...
vs. Tennessee Tech (216), Nov. 13, 2015

Had .500 or better hitting pct...
vs. Sewanee (.527-49-10-74), Sept. 6, 2006

Had 10 or more service aces...
at Ole Miss (11), Sept. 1, 2015

Had 20 or more total blocks...
at Austin Peay (24), Sept. 28, 2007

Had 100 or more digs...
vs. Tennessee Tech (110), Nov. 13, 2015

THE LAST TIME A SKYHAWK...

Had 30-or-more kills...
Never

Had 10-or-more blocks...
11, Kiah Cheatham vs. Tennessee Tech (Nov. 13, 2015)

Had seven-or-more service aces...
7, Lynsey Hazelwood vs. Alabama A&M (Sept. 18, 2012)

Had 35-or-more digs...
41, Kasey Elswick at Tennessee Tech (Sept. 29, 2012)

Had two players with 20-plus kills...
Heather Kea (25) and Rachel Ahlers (23) vs. Eastern Illinois (Nov. 17, 2001)

CLUB 1,000

Natalie Klevan (1,114 kills, 1,030 digs) became the first Skyhawk to join both the 1,000 Kill Club and 1,000 Dig Club during the 2002 season. The next season, Heather Kea (1,132 kills, 1,234 digs) became the second player in UT Martin history to accomplish the prestigious feat.



During the 2007 season, Kathryn Sprague became the UT Martin all-time leader in blocks, finishing with 545. She is also the UT Martin career leader in blocks-per-game with 1.30 over her four-year career.

SEASON RECORDS

KILLS

1. Rachel Ahlers	429	2001
2. Amy Ohrt	412	1996
3. Joanne Jerrick	404	1992
4. Heather Kea	386	2001
5. Ashley Doherty	378	2011
6. Jamie Fitzwater	372	2003
7. Natalie Klevan	358	2001
8. Traci Tisch	357	1992
9. Jodie Hempen	346	1998
t10. Taylor Noland	346	2008
t10. Kathryn Sprague	346	2007

KILLS/SET

1. Leigh Reiniche	3.71	2003
2. Rachel Ahlers	3.70	2001
3. Jodie Hempen	3.68	1998
4. Leigh Reiniche	3.57	2004
5. Joanne Jerrick	3.48	1992
6. Lauren Montague	3.43	2010
7. Heather Kea	3.39	2001
8. Rachel Ahlers	3.27	2000
9. Leigh Reiniche	3.23	2004
10. Jamie Fitzwater	3.21	2003

ATTACKS

1. Lauren Montague	1127	2010
2. Jamie Fitzwater	1082	2003
t3. Kelly Hogan	1076	2011
t3. Joanne Jerrick	1076	1992
5. Amy Ohrt	1054	1996
6. Natalie Klevan	1039	2001
7. Jodie Hempen	1021	1998
8. Ashley Doherty	1013	2011
9. Madison Wessling	1009	2015
10. Jill Harris	1007	1996

ATTACK ATTEMPTS/SET

1. Lauren Montague	11.50	2010
2. Jodie Hempen	10.86	1998
3. Leigh Reiniche	10.67	2003
4. Leigh Reiniche	10.41	2004
5. Brooke Burton	9.47	1998
6. Heather Kea	9.29	2003
7. Joanne Jerrick	9.28	1992
8. Jamie Fitzwater	9.17	2003
9. Natalie Klevan	8.57	2002
10. Natalie Klevan	8.54	2000

ATTACK PERCENTAGE

(Min. of 3 att./set; 40% of sets played)

1. Rachel Ahlers	.397	2001
2. Rachel Ahlers	.355	2000
3. Lindsey Stock	.352	2002
4. Kathryn Sprague	.346	2007
5. Rachel Ahlers	.334	2002
6. Lindsey Stock	.323	2001
7. Kathryn Sprague	.308	2006
8. Lindsey Stock	.302	2000
9. Kathryn Sprague	.300	2004
10. Sarah Jett	.290	2007

ASSISTS

1. Lindsey Vicknair	1418	2001
2. Jenna Miller	1308	2011
3. Lindsey Vicknair	1300	2002
4. Lindsey Vicknair	1232	2000
5. Helen Joyce	1181	1992
6. Amanda Crask	1169	2013
7. Ellie Cain	1135	2015
8. Lindsey Vicknair	1100	1999
9. Shelby Knose	1080	2006
t10. Jill Smith	958	1997
t10. Jill Smith	958	1996

ASSISTS/SET

(Min. 40% of sets played)

1. Lindsey Vicknair	12.57	2000
2. Lindsey Vicknair	12.55	2001
3. Lindsey Vicknair	12.50	2002
4. Lindsey Vicknair	10.38	1999
5. Jenna Miller	10.22	2011
6. Helen Joyce	10.18	1992
7. Maribeth Hanneman	10.13	2003
8. Shelby Knose	10.00	2006
9. Jenni Driscoll	9.70	1998
10. Amanda Crask	9.50	2013

ACES

1. Joanne Jerrick	75	1992
t2. Lindsey Vicknair	53	2001
t2. Ashley Gonzalez	53	2001
t2. Lenora McKinzie	53	1994
5. Brooke Burton	48	1999
6. Natalie Klevan	46	2001
7. Lenora McKinzie	45	1995
t8. Stefanie Dubach	44	2001
t8. Stefanie Dubach	44	2000
t8. Traci Tisch	44	1993


ACES/SET

(Min. 40% of sets played)

1. Joanne Jerrick	0.65	1992
2. Traci Tisch	0.60	1995
3. Leigh Reiniche	0.51	2000
4. Breanne Carey	0.48	2006
t5. Lindsey Vicknair	0.47	2001
t5. Brooke Burton	0.47	1999
t7. Stefanie Dubach	0.45	2000
t7. Jenni Driscoll	0.45	1998
t7. Brooke Burton	0.45	1998
10. Lenora McKinzie	0.44	1994

DIGS

1. Kasey Elswick	852	2011
2. Kasey Elswick	643	2012
3. Anna Gautreau	642	2007
4. Kasey Elswick	606	2010
5. Chelsea Bowles	545	2013
6. Kasey Elswick	505	2009
7. Jill Harris	496	1996
8. Stefanie Dubach	492	2002
9. Chelsea Bowles	453	2015
10. Anna Gautreau	452	2006



Jenna Miller amassed the program's first-ever triple-double (10 kills, 42 assists, 18 digs) when she accomplished the feat in a home match against Jacksonville State on Oct. 10, 2011.

DIGS/SET

(Min. 40% of sets played)

1. Kasey Elswick	6.50	2011
2. Kasey Elswick	5.72	2010
3. Kasey Elswick	5.64	2012
4. Anna Gautreau	5.31	2007
5. Kasey Elswick	4.81	2009
6. Kelly Potthast	4.76	1997
7. Kelly Potthast	4.63	1996
8. Anna Gautreau	4.61	2006
9. Stefanie Dubach	4.51	2002
10. Chelsea Bowles	4.43	2013

BLOCKS

1. Kathryn Sprague	162	2005
2. Sarah Jett	161	2007
3. Rachel Ahlers	160	2002
4. Kathryn Sprague	146	2006
5. Kathryn Sprague	142	2007
6. Rachel Ahlers	140	2001
7. Sarah Jett	132	2006
8. Britany Wilburn	131	2011
9. Traci Tisch	130	1992
10. Traci Tisch	127	1994

BLOCKS/SET

(Min. 40% of sets played)

1. Rachel Ahlers	1.50	2002
2. Kathryn Sprague	1.40	2006
3. Kathryn Sprague	1.38	2005
4. Sarah Jett	1.36	2007
5. Rachel Ahlers	1.29	2000
t6. Kathryn Sprague	1.23	2004
t6. Rebecca Palmer	1.23	2004
8. Sarah Jett	1.22	2006
9. Rachel Ahlers	1.21	2001
10. Kathryn Sprague	1.17	2007

MATCH RECORDS

TOP KILL PERFORMANCES

t1 ..28 ... Brooke Burton at Morehead State.....9/26/98
t1 ..28 ... Erin Wayne at UNC Greensboro.....9/3/94
3...27 ... Rachel Ahlers at Ole Miss9/8/01
t4 ..26 ... Emily Keaton at Austin Peay9/26/14
t4 ..26 ... Lauren Montague vs. SIU Edwardsville...11/7/09
t4 ..26 ... Heather Kea vs. Eastern Kentucky10/18/03
t7 ..25 ... Heather Kea vs. Eastern Illinois2001
t7 ..25 ... Heather Kea vs. Eastern Illinois2000
t7 ..25 ... Natalie Klevan vs. Belmont.....2000
t7 ..25 ... Joanne Jerrick vs. Morehead State1992

TOP HITTING PERCENTAGES

1.....833 Amy Ohrt vs. Belmont.....1997
t2 ..750 Lindsey Stock vs. Belmont2000
t2 ..750 Rachel Ahlers vs. Belmont1999
4.....733 Rachel Ahlers vs. Belmont1999
5.....727 Liz Chancellor vs. Belmont.....1998
6.....720 Rachel Ahlers vs. Southeast Missouri2001
7.....714 Jamie Fitzwater vs. Tennessee State.....2000
8.....700 Rachel Ahlers vs. Belmont2002
9.....688 Rachel Ahlers vs. Austin Peay2002
t10..667 Kiah Cheatham vs. Austin Peay2015
t10..667 Jodie Hempen vs. Christian Brothers.....1997

TOP BLOCK PERFORMANCES

1.....15 ... Traci Tisch vs. Oral Roberts10/18/93
2.....12 ... Kathryn Sprague at Austin Peay9/30/06
t3 ..11 ... Kiah Cheatham vs. Tennessee Tech....11/13/15
t3 ..11 ... Kiah Cheatham at Tennessee State10/24/15
t3 ..11 ... Ashley Doherty vs. Murray State9/22/10
t3 ..11 ... Sarah Jett at Eastern Illinois9/23/06
t3 ..11 ... Kathryn Sprague vs. Eastern Kentucky...10/29/05
t3 ..11 ... Kathryn Sprague at Austin Peay9/28/07
t7 ..10 ... Jackie Harter vs. Murray State10/5/12
t7 ..10 ... Britany Wilburn vs. Tennessee State ...11/18/11
t7 ..10 ... Ashley Doherty vs. Southern Illinois ...8/27/11
t7 ..10 ... Kathryn Sprague vs. Lipscomb.....10/25/07
t7 ..10 ... Sarah Jett at Eastern Illinois9/21/07
t7 ..10 ... Sarah Jett vs. Arkansas State9/7/07
t7 ..10 ... Kathryn Sprague vs. SE Missouri10/14/06
t7 ..10 ... Sarah Jett at Austin Peay.....9/30/06
t7 ..10 ... Kathryn Sprague at Morehead State10/8/05

TOP SERVICE ACE PERFORMANCES

t1 ..8 Stefanie Dubach at Southern Ill.....9/25/01
t1 ..8 Liz Chancellor vs. Freed-Hardeman11/6/97
t1 ..8 Traci Tisch vs. East Carolina.....9/2/94
t4 ..7 Lynsey Hazelwood vs. Alabama A&M...9/18/12
t4 ..7 Liz Chancellor vs. Rhodes.....10/23/97
t4 ..7 Liz Chancellor vs. Belmont.....1997
t4 ..7 Traci Tisch vs. St. John's.....9/8/95
t4 ..7 Lenora McKenzie vs. Tennessee State1995
t4 ..7 Traci Tisch vs. Evansville1993
t4 ..7 Erin Wayne vs. Murray State.....1993
t4 ..7 Joanne Jerrick vs. Tennessee State.....9/26/92

TOP DIG PERFORMANCES

1....46 ... Kasey Elswick at Eastern Kentucky9/23/11
2....41 ... Kasey Elswick at Tennessee Tech.....9/29/12
3....40 ... Kasey Elswick vs. Troy8/31/12
4....39 ... Kasey Elswick vs. Morehead State9/19/09
t5 ..38 ... Kasey Elswick vs. Tennessee Tech10/18/11
t5 ..38 ... Kasey Elswick at Austin Peay10/14/11
t5 ..38 ... Kasey Elswick vs. Belmont9/10/11
t8 ..34 ... Kasey Elswick at SIU Edwardsville....11/11/11
t8 ..34 ... Kasey Elswick vs. Jacksonville State...10/10/11
t8 ..34 ... Anna Gautreau vs. Austin Peay10/27/07

TOP ASSIST PERFORMANCES

1....77 ... Lindsey Vicknair vs. Eastern Illinois...11/17/01
2....72 ... Lindsey Vicknair vs. Eastern Illinois2000
3....70 ... Lindsey Vicknair vs. UL-Lafayette9/8/00
4....67 ... Lindsey Vicknair vs. Ole Miss9/8/01
t5 ..66 ... Lindsey Vicknair vs. Austin Peay2000
t5 ..66 ... Lindsey Vicknair vs. Eastern Illinois2000
t7 ..65 ... Lindsey Vicknair vs. Eastern Kentucky2000
t7 ..65 ... Lindsey Vicknair vs. Tennessee Tech2000
t7 ..65 ... Lindsey Vicknair vs. Middle Tennessee....1999
t7 ..65 ... Lindsey Vicknair vs. Murray State1999
t7 ..65 ... Helen Joyce vs. Morehead State.....1992



Heather Kea recorded 26 kills in an OVC match against Eastern Kentucky on Oct. 18, 2003. Kea occupies three of the program's top six single-game kill performances.

TEAM GAME RECORDS BY MATCH LENGTH

Kills

(3-gm).....64 vs. Austin Peay (11/9/01)
(4-gm).....86 vs. Murray State (11/12/99)
(5-gm).....88 at Morehead State (9/26/98)

Attacks

(3-gm).....183 vs. Middle Tennessee (11/7/98)
(4-gm).....248 at Eastern Kentucky (9/29/00)
(5-gm).....269 vs. Southern Mississippi (9/6/02)

Assists

(3-gm).....60 vs. Southeast Missouri (11/23/02)
(4-gm).....80 vs. Louisiana-Lafayette (9/8/00)
(5-gm).....83 vs. Eastern Illinois (11/17/02)

Total Blocks

(3-gm).....16 vs. Tennessee Tech (11/15/02)
(4-gm).....20 vs. Southeast Missouri (10/14/06)
(5-gm).....34 vs. Murray State (9/16/95)

Digs

(3-gm).....88 at Morehead State (11/3/91)
(4-gm).....123 at Morehead State (10/2/92)
(5-gm).....150 vs. Evansville (9/1/93)

Aces

(3-gm).....17 vs. Sewanee (9/6/06)
.....17 vs. Winston Salem State (8/24/06)
.....17 vs. Chattanooga (9/20/94)
(4-gm).....17 vs. Freed-Hardeman (11/6/97)
(5-gm).....17 vs. Stetson (9/20/14)
.....17 at Evansville (9/1/95)

INDIVIDUAL GAME RECORDS BY MATCH LENGTH

Kills

(3-gm).....21, Erin Wayne at Murray State (11/18/94)
(4-gm)...28, Erin Wayne vs. UNC Greensboro (9/3/94)
(5-gm)....28, Brooke Burton at Morehead St. (9/26/98)

Attacks

(3-gm)....50, Brooke Burton vs. Middle Tenn. (11/7/98)
(4-gm).....74, Jodie Hempen vs. Tenn. Tech (11/6/98)
(5-gm).....75, Heather Kea vs. Eastern Ky. (10/18/03)

Assists

(3-gm)...52, Lindsey Vicknair at Morehead St. (11/3/01)
(4-gm)...70, Lindsey Vicknair vs. UL-Lafayette (9/8/00)
(5-gm)...77, Lindsey Vicknair vs. Eastern Ill. (11/17/01)

Total Blocks

(3-gm).....10, Traci Tisch at Murray State (9/16/95)
.....10, Sarah Jett vs. Arkansas State (9/7/07)
(4-gm).....11, Sarah Jett at Eastern Illinois (9/23/06)
(5-gm).....15, Traci Tisch vs. Oral Roberts (10/18/93)

Digs

(3-gm).....30, Kasey Elswick at UMKC (9/9/11)
(4-gm).....46, Kasey Elswick at Eastern Ky. (9/23/11)
(5-gm).....41, Kasey Elswick at Tenn. Tech (9/29/12)

Aces

(3-gm)...7, Joanne Jerrick vs. Tennessee State (9/26/92)
(4-gm)...8, Liz Chancellor vs. Freed-Hardeman (11/6/97)
(5-gm).....8, Traci Tisch vs. East Carolina (9/2/94)

TEAM RECORDS

MATCH RECORDS

KILLS

1. Morehead State	88	1998
t2. Eastern Illinois	87	2001
t2. Morehead State	87	1999
4. Murray State	86	1999
5. Ole Miss	85	2001
t6. Louisiana-Lafayette	84	2000
t6. Eastern Kentucky	84	2000
t6. Eastern Illinois	84	2000
t9. Austin Peay	81	2002
t9. Murray State	81	2001

ATTACKS

1. Southern Mississippi	269	2002
2. Louisiana-Lafayette	257	2000
3. Tennessee State	249	1996
4. Eastern Kentucky	248	2000
5. Middle Tennessee	246	1999
6. Murray State	242	1999
7. Eastern Kentucky	235	2003
8. Morehead State	229	1998
9. Chattanooga	228	1996
10. Tennessee State	225	1996

HITTING PERCENTAGE

1. Sewanee	.527	2006
2. Winston-Salem State	.488	2006
3. Chattanooga	.479	1993
4. Belmont	.466	1997
5. Tennessee State	.462	2000
6. South Carolina State	.427	2014
7. South Carolina State	.425	2006
8. Samford	.413	2003
9. Belmont	.410	2000
10. Wofford	.409	2006

ASSISTS

1. Eastern Illinois	83	2001
2. Louisiana-Lafayette	80	2000
3. Southeast Missouri	77	2013
4. Austin Peay	76	2002
5. Eastern Illinois	75	2000
6. Eastern Illinois	74	2000
7. Austin Peay	73	2000
t8. Austin Peay	72	2014
t8. Eastern Illinois	72	2001
t8. Eastern Kentucky	72	2000
t8. Morehead State	72	1999
t8. Middle Tennessee	72	1999

ACES

t1. Stetson	17	2014
t1. Winston-Salem State	17	2006
t1. Sewanee	17	2006
t1. Freed-Hardeman	17	1997
t1. Evansville	17	1995
t1. Chattanooga	17	1994
t7. Arkansas-Pine Bluff	16	2005
t7. Tennessee State	16	1995
t9. Alcorn State	15	2006
t9. Eastern Kentucky	15	2000
t9. East Carolina	15	1994

DIGS

1. Evansville	150	1993
2. Louisiana-Lafayette	129	2000
3. Morehead State	123	1992
4. Southern Miss	118	2002
t5. Missouri-Kansas City	116	1994
t5. Austin Peay	116	1993
7. Tennessee State	115	1996
8. Tennessee Tech	114	2012
9. Tennessee Tech	110	2015
t10. Southeast Missouri	108	2013
t10. Austin Peay	108	2002

BLOCKS

1. Austin Peay	40	2007
2. Murray State	34	1995
3. Central Arkansas	33	2007
t4. Louisiana-Lafayette	32	2007
t4. Lipscomb	32	2007
6. Eastern Kentucky	29	2007
7. Belmont	27	2007
8. Eastern Illinois	26	2007
t9. Eastern Illinois	25	2007
t9. Southeast Missouri	25	2007
t9. Austin Peay	25	2006

SEASON RECORDS

KILLS

1. 1978.....	2001
2. 1681.....	1996
3. 1674.....	2002
4. 1657.....	2011
5. 1573.....	2007

KILLS/SET

1. 15.82.....	2001
2. 15.36.....	2002
3. 15.30.....	2000
4. 13.83.....	1999
5. 13.52.....	1997

ATTACKS

1. 5189.....	1996
2. 5152.....	2011
3. 4891.....	2001
4. 4732.....	2003
5. 4668.....	1997

ATTACKS/SET

1. 41.22.....	2002
2. 41.19.....	1998
3. 41.00.....	1999
4. 40.24.....	1997
5. 39.85.....	2000

HITTING PERCENTAGE

1. .257.....	2001
2. .229.....	2000
3. .222.....	2002
4. .209.....	2006
5. .199.....	2014

ASSISTS

1. 1746.....	2001
2. 1561.....	2011
3. 1545.....	2002
4. 1456.....	2007
5. 1423.....	2013

ASSISTS/SET

1. 14.17.....	2002
2. 13.97.....	2001
3. 13.87.....	2000
4. 12.03.....	2007
5. 11.92.....	2011

ACES

1. 261.....	2001
2. 257.....	1994
3. 243.....	1992
4. 241.....	1995
5. 222.....	2006

ACES/SET

1. 2.23.....	2000
t2. 2.09.....	2001
t2. 2.09.....	1994
t2. 2.09.....	1992
5. 2.01.....	1998

DIGS

1. 2418.....	1996
2. 2416.....	2011
3. 2139.....	2001
4. 1989.....	1997
5. 1949.....	2003

DIGS/SET

1. 18.44.....	2011
2. 18.32.....	1996
3. 17.96.....	1998
4. 17.23.....	2002
5. 17.15.....	1997

BLOCKS

1. 339.0.....	2007
2. 322.0.....	2006
3. 299.0.....	2005
4. 284.5.....	2002
5. 271.0.....	2001

BLOCKS/SET

t1. 2.80.....	2007
t1. 2.80.....	2006
3. 2.61.....	2002
t4. 2.56.....	2005
t4. 2.56.....	2004

WINNING STREAKS

1. 12.....	2001
2. 10.....	2002
t3. 8.....	2006
t3. 8.....	2002
t3. 8.....	2000

HOME WINNING STREAKS

1. 12.....	2002
t2. 6.....	2011
t2. 6.....	2001
t4. 5.....	2000
t4. 5.....	1998
t4. 5.....	1997

MATCH ATTENDANCE

1. at Nebraska	4,289	2002
2. Jacksonville State	2,218	2003
3. at Butler	1,427	2013
4. at Eastern Illinois	1,295	2004
5. at Arkansas	1,265	2012

6. Murray State	1,172	2002
7. Eastern Illinois	1,088	1999
8. at Morehead State	1,056	2011
9. at Eastern Illinois	1,012	2005
10. at Bradley	972	2013

HOME MATCH ATTENDANCE

1. Jacksonville State*	2,218	2003
2. Murray State	1,172	2002
3. Eastern Illinois	1,088	1999
4. Tennessee Tech	751	2015
5. Southeast Missouri	738	2002
6. Eastern Illinois	726	2001
7. Stephen F. Austin	698	2011
8. Jacksonville State	628	2009
9. Tennessee State	627	2002
10. Murray State	616	2010

*Played at the Kathleen and Tom Elam Center

SEASON ATTENDANCE

1. 12,623.....	2002
2. 10,831.....	2011
3. 8,616.....	2009
4. 8,462.....	2012
5. 8,186.....	2001

HOME SEASON ATTENDANCE


1. 4,917.....	2001
2. 4,872.....	2002
3. 4,359.....	2014
4. 4,195.....	2011
5. 4,004.....	2003

SEASON ATTENDANCE/MATCH

1. 421.....	2002
2. 328.....	2011
3. 279.....	2013
4. 273.....	2012
5. 261.....	2008

HOME SEASON ATTENDANCE/MATCH

1. 406.....	2002
2. 405.....	2008
3. 364.....	2003
4. 351.....	2001
5. 339.....	2009



The 1970 volleyball squad featured a pair of future UT Martin Hall of Fame members. The late head coach Nadine Gearin (Class of 1988) and No. 55 Pat Head Summitt (Class of 1983), who was told she had to play volleyball if she wanted to also play basketball for the university. Summitt later went on to become an Olympian and the all-time winningest college basketball coach in history before passing away in June of 2016.

YEARLY LEADERS

<u>Hitting Percentage</u>		<u>Attacks</u>		<u>Assists</u>		<u>Digs</u>		<u>Digs Per Set</u>	
Year.....	Player (Stat)	Year.....	Player (Stat)	Year.....	Player (Stat)	Year.....	Player (Stat)	Year.....	Player (Stat)
1992.....	Traci Tisch (.240)	1992.....	Joanne Jerrick (1076)	1992.....	Helen Joyce (1181)	1992.....	Joanne Jerrick (399)	1992.....	Joanne Jerrick (3.44)
1993.....	Amy Northcott (.250)	1993.....	Erin Wayne (918)	1993.....	Helen Joyce (917)	1993.....	Erin Wayne (376)	1993.....	Erin Wayne (3.42)
1994.....	Amy Ohrt (.207)	1994.....	Erin Wayne (911)	1994.....	Andy Gilliland (615)	1994.....	Erin Wayne (313)	1994.....	Erin Wayne (2.72)
1995.....	Amy Ohrt (.253)	1995.....	Lenora McKenzie (805)	1995.....	Jill Smith (932)	1995.....	Carrie Smith (327)	1995.....	Carrie Smith (2.79)
1996.....	Amy Ohrt (.228)	1996.....	Amy Ohrt (1054)	1996.....	Jill Smith (958)	1996.....	Jill Harris (496)	1996.....	Kelly Potthast (4.63)
1997.....	Jill Smith (.257)	1997.....	Amy Ohrt (922)	1997.....	Jill Smith (958)	1997.....	Jodie Hempen (371)	1997.....	Kelly Potthast (4.76)
1998.....	Amy Cohea (.194)	1998.....	Jodie Hempen (1021)	1998.....	Jenni Driscoll (795)	1998.....	Jodie Hempen (311)	1998.....	Jodie Hempen (3.57)
1999.....	Rachel Ahlers (.258)	1999.....	Natalie Klevan (747)	1999.....	Lindsey Vicknair (1100)	1999.....	Lindsey Vicknair (290)	1999.....	Lindsey Vicknair (2.74)
2000.....	Rachel Ahlers (.355)	2000.....	Heather Kea (637)	2000.....	Lindsey Vicknair (1232)	2000.....	Stefanie Dubach (280)	2000.....	Heather Kea (2.94)
2001.....	Rachel Ahlers (.397)	2001.....	Natalie Klevan (1039)	2001.....	Lindsey Vicknair (1418)	2001.....	Heather Kea (442)	2001.....	Heather Kea (3.88)
2002.....	Lindsey Stock (.352)	2002.....	Natalie Klevan (780)	2002.....	Lindsey Vicknair (1300)	2002.....	Stefanie Dubach (492)	2002.....	Stefanie Dubach (4.51)
2003.....	Mandy Krol (.232)	2003.....	Jamie Fitzwater (1068)	2003.....	Maribeth Hanneman (643)	2003.....	Heather Kea (338)	2003.....	Heather Kea (3.31)
2004.....	Kathryn Sprague (.300)	2004.....	Leigh Reiniche (875)	2004.....	Heather Grumke (521)	2004.....	Leigh Reiniche (282)	2004.....	Leigh Reiniche (3.36)
2005.....	Shelby Knose (.261)	2005.....	Rebecca Palmer (939)	2005.....	Morgan Kilpatrick (673)	2005.....	Tammy Konitzer (431)	2005.....	Tammy Konitzer (3.78)
2006.....	Kathryn Sprague (.308)	2006.....	Jamie Hollins (830)	2006.....	Shelby Knose (1080)	2006.....	Anna Gautreau (452)	2006.....	Anna Gautreau (4.61)
2007.....	Kathryn Sprague (.346)	2007.....	Kathryn Sprague (758)	2007.....	Shelby Knose (662)	2007.....	Anna Gautreau (642)	2007.....	Anna Gautreau (5.31)
2008.....	Britany Wilburn (.281)	2008.....	Taylor Noland (986)	2008.....	Emily Steinbeck (879)	2008.....	Breane Carey/Jennifer Roberts (385)	2008.....	Breane Carey/Jennifer Roberts (3.13)
2009.....	Jenna Miller (.310)	2009.....	Lauren Montague (1014)	2009.....	Jenna Miller (752)	2009.....	Kasey Elswick (505)	2009.....	Kasey Elswick (4.81)
2010.....	Ashley Doherty (.264)	2010.....	Lauren Montague (1127)	2010.....	Jenna Miller (818)	2010.....	Kasey Elswick (606)	2010.....	Kasey Elswick (5.72)
2011.....	Jenna Miller (.318)	2011.....	Kelly Hogan (1076)	2011.....	Jenna Miller (1308)	2011.....	Kasey Elswick (852)	2011.....	Kasey Elswick (6.50)
2012.....	Amanda Crask (.215)	2012.....	Emily Keaton (895)	2012.....	Amanda Crask (884)	2012.....	Kasey Elswick (643)	2012.....	Kasey Elswick (5.64)
2013.....	Amanda Crask (.211)	2013.....	Emily Keaton (948)	2013.....	Amanda Crask (1169)	2013.....	Chelsea Bowles (545)	2013.....	Chelsea Bowles (4.43)
2014.....	Madison Bergren (.317)	2014.....	Emily Keaton (899)	2014.....	Madison Bergren (935)	2014.....	Chelsea Bowles (369)	2014.....	Chelsea Bowles (4.05)
2015.....	Kiah Cheatham (.243)	2015.....	Madison Wessling (1009)	2015.....	Ellie Cain (1135)	2015.....	Chelsea Bowles (453)	2015.....	Chelsea Bowles (3.78)

<u>Kills</u>		<u>Kills Per Set</u>		<u>Aces</u>		<u>Total Blocks</u>		<u>Blocks Per Set</u>	
Year.....	Player (Stat)	Year.....	Player (Stat)	Year.....	Player (Stat)	Year.....	Player (Stat)	Year.....	Player (Stat)
1992.....	Joanne Jerrick (404)	1992.....	Joanne Jerrick (3.48)	1992.....	Joanne Jerrick (75)	1992.....	Traci Tisch (130)	1992.....	Traci Tisch (1.13)
1993.....	Erin Wayne (318)	1993.....	Erin Wayne (2.89)	1993.....	Traci Tisch (44)	1993.....	Traci Tisch (118)	1993.....	Traci Tisch (1.05)
1994.....	Traci Tisch (333)	1994.....	Traci Tisch (2.80)	1994.....	Lenora McKenzie (53)	1994.....	Traci Tisch (127)	1994.....	Traci Tisch (1.07)
1995.....	Amy Ohrt (271)	1995.....	Traci Tisch (2.58)	1995.....	Lenora McKenzie (45)	1995.....	Amy Ohrt (102)	1995.....	Traci Tisch (1.13)
1996.....	Amy Ohrt (412)	1996.....	Amy Ohrt (3.17)	1996.....	Carrie Smith (41)	1996.....	Amy Ohrt (122)	1996.....	Amy Ohrt (0.94)
1997.....	Amy Ohrt (344)	1997.....	Amy Ohrt (2.97)	1997.....	Liz Chancellor (35)	1997.....	Amy Ohrt (89)	1997.....	Amy Ohrt (0.77)
1998.....	Jodie Hempen (346)	1998.....	Jodie Hempen (3.68)	1998.....	Jodie Hempen (39)	1998.....	Liz Chancellor (62)	1998.....	Amy Cohea (0.65)
1999.....	Natalie Klevan (254)	1999.....	Rachel Ahlers (2.41)	1999.....	Brooke Burton (48)	1999.....	Kristie Giles (100)	1999.....	Kristie Giles (0.99)
2000.....	Rachel Ahlers (268)	2000.....	Rachel Ahlers (3.27)	2000.....	Stefanie Dubach (44)	2000.....	Rachel Ahlers (106)	2000.....	Rachel Ahlers (1.29)
2001.....	Rachel Ahlers (429)	2001.....	Rachel Ahlers (3.70)	2001.....	Lindsey Vicknair/Ashley Gonzalez (53)	2001.....	Rachel Ahlers (140)	2001.....	Rachel Ahlers (1.21)
2002.....	Lindsey Stock (328)	2002.....	Natalie Klevan (3.10)	2002.....	Lindsey Vicknair (41)	2002.....	Rachel Ahlers (160)	2002.....	Rachel Ahlers (1.50)
2003.....	Jamie Fitzwater (372)	2003.....	Leigh Reiniche (3.71)	2003.....	Jamie Fitzwater (27)	2003.....	Mandy Krol (86)	2003.....	Mandy Krol (0.75)
2004.....	Leigh Reiniche (271)	2004.....	Leigh Reiniche (3.23)	2004.....	Leigh Reiniche (37)	2004.....	Kim Tipton (98)	2004.....	Kathryn Sprague (1.23)
2005.....	Rebecca Palmer (306)	2005.....	Rebecca Palmer (2.64)	2005.....	Jamie Hollins (35)	2005.....	Kathryn Sprague (162)	2005.....	Kathryn Sprague (1.38)
2006.....	Jamie Hollins (291)	2006.....	Jamie Hollins (2.83)	2006.....	Shelby Knose (35)	2006.....	Kathryn Sprague (146)	2006.....	Kathryn Sprague (1.40)
2007.....	Kathryn Sprague (346)	2007.....	Kathryn Sprague (2.86)	2007.....	Anna Gautreau (27)	2007.....	Sarah Jett (161)	2007.....	Sarah Jett (1.33)
2008.....	Taylor Noland (346)	2008.....	Taylor Noland (2.81)	2008.....	Breanne Carey (24)	2008.....	Britany Wilburn (86)	2008.....	Britany Wilburn (0.76)
2009.....	Lauren Montague (306)	2009.....	Lauren Montague (2.94)	2009.....	Jenna Miller (25)	2009.....	Britany Wilburn (77)	2009.....	Britany Wilburn (0.79)
2010.....	Lauren Montague (336)	2010.....	Lauren Montague (3.43)	2010.....	Kasey Elswick (20)	2010.....	Britany Wilburn (82)	2010.....	Britany Wilburn (0.77)
2011.....	Ashley Doherty (378)	2011.....	Ashley Doherty (2.89)	2011.....	Emily Keaton/Jenna Miller (33)	2011.....	Britany Wilburn (131)	2011.....	Britany Wilburn (1.02)
2012.....	Emily Keaton (262)	2012.....	Emily Keaton (2.34)	2012.....	Lynsey Hazelwood (28)	2012.....	Shelby Hoskins/Jackie Harter (78)	2012.....	Shelby Hoskins (0.74)
2013.....	Emily Keaton/Allie Whippey (303)	2013.....	Emily Keaton (2.53)	2013.....	Lynsey Hazelwood (39)	2013.....	Julia Devinney (77)	2013.....	Alisha Erves (0.71)
2014.....	Emily Keaton (326)	2014.....	Emily Keaton (3.02)	2014.....	Emily Keaton (39)	2014.....	Alisha Erves (76)	2014.....	Alisha Erves (0.71)
2015.....	Lael Ceriani (329)	2015.....	Lael Ceriani (2.63)	2015.....	Colleen Larson (25)	2015.....	Kiah Cheatham (110)	2015.....	Kiah Cheatham (1.04)

ALL-TIME DIVISION-I RESULTS

Team.....	Record.....	First.....	Last.....
Akron.....	0-1.....	1997.....	1997
Alabama.....	0-3.....	1998.....	2013
Alabama A&M.....	4-2.....	2005.....	2015
Alabama State.....	2-0.....	2012.....	2014
Alcorn State.....	1-0.....	2006.....	2006
Arkansas.....	0-3.....	2002.....	2012
Arkansas-Little Rock.....	0-5.....	1993.....	2012
Arkansas-Pine Bluff.....	4-0.....	1998.....	2015
Arkansas State.....	4-13.....	1998.....	2014
Auburn.....	0-1.....	2010.....	2010
Austin Peay.....	13-35.....	1992.....	2015
Belmont.....	10-9.....	1997.....	2015
Bradley.....	1-0.....	2013.....	2013
Bucknell.....	0-1.....	2008.....	2008
Butler.....	0-1.....	2013.....	2013
California.....	0-1.....	2002.....	2002
Campbell.....	1-0.....	2006.....	2006
Centenary.....	2-0.....	2007.....	2009
Central Arkansas.....	0-2.....	2007.....	2007
Central Michigan.....	0-1.....	2007.....	2007
Charlotte.....	1-0.....	2013.....	2013
Chattanooga.....	7-0.....	1993.....	2014
Christian Brothers.....	5-0.....	1995.....	1997
Citadel.....	2-0.....	2010.....	2015
Clemson.....	0-1.....	1993.....	1993
Coastal Carolina.....	0-1.....	2015.....	2015
College of Charleston.....	0-2.....	1994.....	2001
Dayton.....	0-1.....	2015.....	2015
DePaul.....	0-1.....	2012.....	2012
Drake.....	0-1.....	2014.....	2014
East Carolina.....	1-0.....	1994.....	1994
East Tennessee State.....	1-2.....	1992.....	1998
Eastern Illinois.....	15-27.....	1996.....	2015
Eastern Kentucky.....	20-24.....	1992.....	2015
Eastern Michigan.....	0-1.....	2015.....	2015
Elon.....	1-0.....	2006.....	2006
Evansville.....	6-8.....	1992.....	2013
Freed-Hardeman.....	3-0.....	1996.....	1997
Furman.....	0-1.....	1994.....	1994
Gardner-Webb.....	1-0.....	2004.....	2004
Georgia Southern.....	0-1.....	2010.....	2010
Georgia State.....	1-2.....	1993.....	1998
Georgia Tech.....	0-1.....	2015.....	2015
Green Bay.....	2-1.....	1992.....	2013
Harding.....	1-0.....	1996.....	1996
Howard.....	1-0.....	1997.....	1997
Idaho.....	0-1.....	2005.....	2005
Illinois-Chicago.....	1-0.....	2009.....	2009
Illinois State.....	0-1.....	2011.....	2011
Indiana.....	1-0.....	2009.....	2009
Indiana State.....	0-3.....	1995.....	2015
IPFW.....	1-1.....	2001.....	2015
IUPUI.....	1-2.....	2005.....	2007
Jackson State.....	4-0.....	1998.....	2012
Jacksonville State.....	4-16.....	1999.....	2015
James Madison.....	1-1.....	1997.....	2003
Kansas.....	0-1.....	2012.....	2012
Kentucky.....	0-1.....	2009.....	2009
Kentucky Wesleyan.....	1-0.....	1992.....	1992

Team.....	Record.....	First.....	Last.....
Lamar.....	0-1.....	2008.....	2008
Lee.....	0-1.....	1996.....	1996
Liberty.....	1-0.....	1994.....	1994
Lipscomb.....	3-6.....	2000.....	2008
Louisiana-Lafayette.....	2-1.....	2000.....	2007
Louisiana Tech.....	1-0.....	2009.....	2009
Loyola (Chicago).....	0-2.....	1994.....	2008
Marshall.....	0-2.....	1995.....	1995
Maryland-Eastern Shore.....	1-0.....	2013.....	2013
McNeese State.....	0-2.....	2005.....	2015
Memphis.....	1-13.....	1993.....	2014
Mercer.....	2-2.....	1992.....	2010
Middle Tennessee.....	8-9.....	1992.....	2005
Mississippi State.....	1-3.....	1995.....	2011
Mississippi Valley State.....	1-0.....	2007.....	2007
Missouri State.....	0-1.....	1999.....	1999
Montana State.....	1-0.....	2011.....	2011
Morehead State.....	10-37.....	1992.....	2015
Murray State.....	15-37.....	1992.....	2015
Nebraska.....	0-1.....	2002.....	2002
Nicholls State.....	2-2.....	1999.....	2013
North Carolina A&T.....	2-0.....	1994.....	2007
North Dakota.....	0-1.....	2015.....	2015
North Texas.....	1-2.....	2002.....	2012
Northeastern Illinois.....	1-1.....	1995.....	1996
Northern Arizona.....	1-0.....	2002.....	2002
Northwestern State.....	1-2.....	2003.....	2012
Ohio.....	0-1.....	2005.....	2005
Ole Miss.....	3-3.....	1995.....	2015
Oral Roberts.....	1-0.....	1993.....	1993
Presbyterian.....	1-0.....	2010.....	2010
Purdue.....	0-1.....	2004.....	2004
Radford.....	0-1.....	1992.....	1992
Rhodes.....	1-0.....	1997.....	1997
Saint Francis (NY).....	1-0.....	2001.....	2001
St. John's.....	1-0.....	1995.....	1995
Saint Louis.....	1-5.....	1992.....	2015
Sam Houston State.....	0-1.....	2008.....	2008
Samford.....	8-4.....	1992.....	2007
San Jose State.....	0-1.....	2002.....	2002
Sewanee.....	1-0.....	2006.....	2006
Siena.....	0-1.....	2015.....	2015
SIUE.....	8-6.....	2008.....	2015
South Alabama.....	0-2.....	2009.....	2013
South Carolina State.....	4-0.....	1993.....	2014
Southeast Missouri.....	18-36.....	1992.....	2015
Southeastern Louisiana.....	1-0.....	2011.....	2011
Southern.....	1-0.....	2014.....	2014
Southern Illinois.....	3-7.....	1996.....	2015
Southern Indiana.....	2-0.....	1992.....	1992
Southern Mississippi.....	1-2.....	2001.....	2003
Stephen F. Austin.....	0-1.....	2011.....	2011
Stetson.....	0-1.....	2014.....	2014
Tennessee.....	0-2.....	2004.....	2013
Tennessee State.....	31-17.....	1992.....	2015
Tennessee Tech.....	14-29.....	1992.....	2015
Texas A&M-Corpus Christi.....	1-0.....	2008.....	2008
Texas State.....	0-1.....	2010.....	2010
Toledo.....	1-2.....	1995.....	2013

Team.....	Record.....	First.....	Last.....
Trevecca.....	1-0.....	2006.....	2006
Troy.....	2-4.....	1993.....	2012
UAB.....	0-3.....	1996.....	2011
UMKC.....	0-6.....	1992.....	2011
UNC-Asheville.....	1-1.....	1994.....	2013
UNC-Greensboro.....	1-2.....	1994.....	2006
UNC-Wilmington.....	1-0.....	2006.....	2006
USC Upstate.....	0-1.....	2015.....	2015
Valparaiso.....	1-1.....	1999.....	2014
Virginia Tech.....	0-1.....	2008.....	2008
Wake Forest.....	0-1.....	2004.....	2004
West Virginia.....	0-1.....	2005.....	2005
Western Carolina.....	1-0.....	2014.....	2014
Western Illinois.....	0-3.....	1997.....	2013
Western Kentucky.....	1-5.....	1993.....	2015
Winston-Salem State.....	1-0.....	2006.....	2006
Winthrop.....	1-0.....	1994.....	1994
Wofford.....	1-0.....	2006.....	2006
Wright State.....	1-0.....	2012.....	2012
Youngstown State.....	1-1.....	1995.....	1996

BOLD - 2016 Opponents

2016 First-time opponents at the Division-I level:
Binghamton, South Carolina, Oklahoma, Tulsa

UT Martin Record by Month

August.....	23-27.....	460
September.....	131-192.....	406
October.....	93-153.....	390
November.....	50-87.....	365
December.....	0-1.....	000
Total.....	297-460.....	392

Best Months in Program History

.....	Most Wins.....	Years
August.....	3.....	2006, 2009, 2011, 2014
September.....	11.....	2000
October.....	11.....	2001
November.....	8.....	2002

.....	Winning %.....	Years
August.....	1.000 (3-0).....	2011, 2014
September.....	.900 (9-1).....	2002
October.....	.917 (11-1).....	2001
November.....	1.000 (8-0).....	2002

NOTE: Series records are representative of the 1992 through the 2015 seasons, which have all been played at the Division I level of competition. Prior to 1991, UT Martin competed at the Division II level and as a part of the Association for Intercollegiate Athletics for Women. The 1991 season was spent as a Division II independent. Current records on file from 1969-1990 do not provide individual match results.

ALL-TIME DIVISION-I RESULTS

Akron (0-1, .000)			
H:0-0	A:0-0	N:0-1	
Date	H/A/N	W/L	Score
Sept. 5, 1997	N	L	0-3

Alabama (0-3, .000)			
H:0-0	A:0-2	N:0-1	
Date	H/A/N	W/L	Score
Sept. 4, 1998	A	L	1-3
Sept. 10, 2010	N	L	0-3
Sept. 14, 2013	A	L	0-3

Alabama A&M (4-2, .667)			
H:2-0	A:2-1	N:0-1	
Date	H/A/N	W/L	Score
Sept. 2, 2005	N	L	1-3
Sept. 6, 2011	A	W	3-1
Sept. 18, 2012	H	W	3-1
Sept. 24, 2013	A	L	1-3
Sept. 2, 2014	H	W	3-0
Sept. 7, 2015	A	W	3-2

Alabama State (2-0, 1.000)			
H:0-0	A:0-0	N:1-0	
Date	H/A/N	W/L	Score
Sept. 15, 2012	N	W	3-0
Aug. 29, 2014	A	W	3-2

Alcorn State (1-0, 1.000)			
H:0-0	A:0-0	N:1-0	
Date	H/A/N	W/L	Score
Sept. 1, 2006	N	W	3-0

Arkansas (0-3, .000)			
H:0-0	A:0-3	N:0-0	
Date	H/A/N	W/L	Score
Sept. 6, 2002	A	L	0-3
Sept. 13, 2008	A	L	0-3
Aug. 24, 2012	A	L	0-3

Arkansas-Little Rock (0-5, .000)			
H:0-0	A:0-1	N:0-4	
Date	H/A/N	W/L	Score
Nov. 5, 1993	A	L	0-3
Aug. 30, 2003	N	L	2-3
Sept. 2, 2005	N	L	0-3
Sept. 16, 2005	N	L	0-3
Sept. 7, 2012	N	L	1-3

Arkansas-Pine Bluff (4-0, 1.000)			
H:0-0	A:0-0	N:4-0	
Date	H/A/N	W/L	Score
Sept. 11, 1998	N	W	3-0
Sept. 3, 2005	N	W	3-0
Aug. 29, 2009	N	W	3-0
Sept. 19, 2015	N	W	3-0

Arkansas State (4-13, .235)			
H:1-5	A:1-6	N:2-2	
Date	H/A/N	W/L	Score
Sept. 29, 1998	H	L	0-3
Nov. 1, 1999	A	L	1-3
Sept. 2, 2000	A	L	1-3
Sept. 7, 2001	N	W	3-1
Oct. 23, 2001	H	W	3-0
Sept. 19, 2002	A	W	3-1
Aug. 29, 2003	A	L	0-3
Sept. 18, 2003	H	L	0-3
Sept. 27, 2004	A	L	0-3
Oct. 19, 2004	H	L	2-3
Sept. 7, 2005	A	L	2-3
Oct. 11, 2005	H	L	0-3
Sept. 7, 2007	N	W	3-0
Sept. 2, 2008	A	L	0-3
Sept. 8, 2009	H	L	0-3
Sept. 13, 2013	N	L	1-3
Sept. 5, 2014	N	L	0-3

Auburn (0-1, .000)			
H:0-0	A:0-1	N:0-0	
Date	H/A/N	W/L	Score
Aug. 28, 2010	A	L	0-3

Austin Peay (13-35, .271)			
H:8-14	A:5-18	N:0-3	
Date	H/A/N	W/L	Score

Sept. 19, 1992	N	L	2-3
Oct. 13, 1992	H	L	0-3
Nov. 11, 1992	A	L	1-3
Sept. 11, 1993	N	L	0-3
Oct. 12, 1993	A	L	0-3
Nov. 12, 1993	H	L	2-3
Oct. 11, 1994	H	L	1-3
Nov. 11, 1994	A	L	0-3
Oct. 17, 1995	A	L	0-3
Nov. 9, 1995	H	L	0-3
Oct. 8, 1996	H	L	0-3
Nov. 11, 1996	A	L	0-3
Sept. 16, 1997	H	L	1-3
Oct. 21, 1997	A	L	0-3
Sept. 15, 1998	A	L	0-3
Oct. 13, 1998	H	W	3-2
Oct. 7, 1999	A	L	0-3
Oct. 19, 1999	H	W	3-0
Sept. 21, 2000	H	W	3-1
Oct. 12, 2000	A	W	3-1
Oct. 9, 2001	A	W	3-1
Nov. 9, 2001	H	W	3-0
Oct. 4, 2002	A	W	3-0
Oct. 22, 2002	H	W	3-2
Sept. 6, 2003	N	L	0-3
Oct. 31, 2003	A	L	0-3
Oct. 29, 2004	H	L	2-3
Oct. 1, 2005	H	L	1-3
Sept. 30, 2006	A	W	3-2
Sept. 28, 2007	A	L	1-3
Oct. 27, 2007	H	W	3-1
Aug. 30, 2008	A	L	0-3
Oct. 4, 2008	A	L	0-3
Oct. 31, 2008	H	L	1-3
Oct. 17, 2009	H	L	1-3
Nov. 13, 2009	A	L	0-3
Sept. 18, 2010	A	L	0-3
Oct. 22, 2010	H	L	0-3
Oct. 14, 2011	A	W	3-1
Nov. 5, 2011	H	L	2-3
Oct. 6, 2012	H	L	0-3
Nov. 2, 2012	A	L	0-3
Oct. 12, 2013	A	L	0-3
Nov. 8, 2013	H	L	2-3
Sept. 26, 2014	A	L	2-3
Nov. 8, 2014	H	W	3-0
Sept. 25, 2015	H	W	3-0
Nov. 7, 2015	A	L	1-3

Belmont (10-9, .526)			
H:5-4	A:4-4	N:1-1	
Date	H/A/N	W/L	Score

Sept. 27, 1997	H	W	3-0
Nov. 18, 1997	A	W	3-1
Sept. 17, 1998	H	W	3-0
Oct. 1, 1998	A	W	3-0
Oct. 5, 1999	A	W	3-0
Nov. 9, 1999	H	L	0-3
Sept. 9, 2000	N	W	3-1
Oct. 30, 2000	H	W	3-0
Oct. 3, 2001	A	W	3-0
Nov. 5, 2002	H	W	3-0
Oct. 28, 2003	A	L	2-3
Nov. 9, 2004	H	L	1-3
Sept. 27, 2005	A	L	0-3
Oct. 16, 2007	H	L	0-3
Sept. 10, 2011	N	L	2-3
Oct. 13, 2012	H	W	3-2
Oct. 19, 2013	A	L	0-3
Oct. 24, 2014	H	L	0-3
Oct. 23, 2015	A	L	1-3

Bradley (1-0, 1.000)			
H:0-0	A:1-0	N:0-0	
Date	H/A/N	W/L	Score

Aug. 31, 2013	A	W	3-1
---------------	---	---	-----

Bucknell (0-1, .000)			
H:0-0	A:0-0	N:0-1	
Date	H/A/N	W/L	Score
Sept. 6, 2008	N	L	2-3

Butler (0-1, .000)			
H:0-0	A:0-1	N:0-0	
Date	H/A/N	W/L	Score
Sept. 20, 2013	A	L	0-3

California (0-1, .000)			
H:0-0	A:0-1	N:0-0	
Date	H/A/N	W/L	Score
Aug. 30, 2002	A	L	0-3

Campbell (1-0, 1.000)			
H:0-0	A:0-0	N:1-0	
Date	H/A/N	W/L	Score
Sept. 16, 2006	N	W	3-1

Centenary (2-0, 1.000)			
H:0-0	A:0-0	N:1-0	
Date	H/A/N	W/L	Score
Sept. 8, 2007	N	W	3-1
Aug. 28, 2009	N	W	3-0

Central Arkansas (0-2, .000)			
H:0-0	A:0-1	N:0-1	
Date	H/A/N	W/L	Score
Aug. 24, 2007	N	L	2-3
Sept. 8, 2007	A	L	1-3

Central Michigan (0-1, .000)			
H:0-0	A:0-0	N:0-1	
Date	H/A/N	W/L	Score
Sept. 2, 2007	N	L	1-3

Charlotte (1-0, 1.000)			
H:0-0	A:0-0	N:1-0	
Date	H/A/N	W/L	Score
Sept. 6, 2013	N	W	3-0

Chattanooga (7-0, 1.000)			
H:1-0	A:4-0	N:2-0	
Date	H/A/N	W/L	Score
Sept. 4, 1993	N	W	3-0
Sept. 20, 1994	H	W	3-0
Nov. 5, 1994	A	W	3-2
Aug. 31, 1996	A	W	3-1
Sept. 2, 2000	N	W	3-2
Sept. 7, 2013	A	W	3-2
Sept. 20, 2014	A	W	3-0

Christian Brothers (5-0, 1.000)			
H:3-0	A:2-0	N:0-0	
Date	H/A/N	W/L	Score
Sept. 5, 1995	A	W	3-0
Nov. 6, 1995	H	W	3-0
Sept. 2, 1997	H	W	3-0
Sept. 27, 1997	H	W	3-1
Oct. 23, 1997	A	W	3-0

Citadel (2-0, 1.000)			
H:0-0	A:0-0	N:2-0	
Date	H/A/N	W/L	Score
Sept. 3, 2010	N	W	3-0
Aug. 28, 2015	N	W	3-1

Clemson (0-1, .000)			
H:0-0	A:0-0	N:0-1	
Date	H/A/N	W/L	Score
Sept. 3, 1993	N	L	0-3

Coastal Carolina (0-1, .000)			
H:0-0	A:0-0	N:0-1	
Date	H/A/N	W/L	Score
Aug. 28, 2015	N	L	0-3

College of Charleston (0-2, .000)			
H:0-0	A:0-0	N:0-2	
Date	H/A/N	W/L	Score
Nov. 5, 1994	N	L	0-3
Aug. 31, 2001	N	L	2-3

Dayton (0-1, .000)			
H:0-0	A:0-0	N:0-1	
Date	H/A/N	W/L	Score
Sept. 5, 2015	N	L	0-3

DePaul (0-1, .000)			
H:0-1	A:0-0	N:0-0	
Date	H/A/N	W/L	Score
Sept. 1, 2012	H	L	2-3

Drake (0-1, .000)			
H:0-1	A:0-0	N:0-0	
Date	H/A/N	W/L	Score
Sept. 12, 2014	H	L	0-3

East Carolina (1-0, 1.000)			
H:0-0	A:0-0	N:1-0	
Date	H/A/N	W/L	Score
Sept. 2, 1994	N	W	3-2

East Tennessee State (1-2, .333)			
H:0-0	A:0-1	N:1-1	
Date	H/A/N	W/L	Score
Sept. 19, 1992	A	L	0-3
Aug. 30, 1996	N	L	0-3
Sept. 5, 1998	N	W	3-0

Eastern Illinois (15-27, .357)				
H:8-13	A:6-14	N:1-0	OVCT:1-0	
Date	H/A/N	W/L	Score	
Sept. 20, 1996	H	L	1-3	
Oct. 26, 1996	A	L	0-3	
Oct. 3, 1997	H	L	0-3	
Nov. 8, 1997	A	L	0-3	
Oct. 10, 1998	H	L	0-3	
Nov. 13, 1998	A	L	0-3	
Sept. 17, 1999	A	L	0-3	
Oct. 15, 1999	H	L	0-3	
Sept. 15, 2000	A	L	0-3	
Oct. 21, 2000	H	W	3-2	
Nov. 17, 2000*	N	W	3-1	
Sept. 28, 2001	H	L	2-3	
Oct. 20, 2001	A	W	3-0	
Nov. 17, 2001*	H	L	2-3	
Sept. 28, 2002	H	W	3-1	
Oct. 18, 2002	A	W	3-1	
Oct. 25, 2003	A	L	1-3	
Nov. 14, 2003	H	L	2-3	
Oct. 23, 2004	H	L	0-3	
Nov. 12, 2004	A	L	0-3	

ALL-TIME DIVISION-I RESULTS

Nov. 4, 1995	A	L	1-3
Sept. 27, 1996	A	W	3-2
Nov. 2, 1996	H	L	1-3
Sept. 20, 1997	A	L	1-3
Oct. 17, 1997	H	W	3-2
Sept. 25, 1998	A	W	3-1
Oct. 24, 1998	H	W	3-0
Sept. 25, 1999	A	W	3-0
Nov. 5, 1999	H	W	3-0
Sept. 29, 2000	A	W	3-1
Nov. 11, 2000	H	W	3-2
Sept. 15, 2001	H	W	3-1
Nov. 2, 2001	A	W	3-0
Sept. 14, 2002	A	W	3-0
Nov. 1, 2002	H	W	3-0
Sept. 26, 2003	A	L	0-3
Oct. 18, 2003	H	L	2-3
Sept. 24, 2004	H	L	0-3
Oct. 16, 2004	A	L	0-3
Oct. 2, 2005	A	L	0-3
Oct. 29, 2005	H	L	2-3
Oct. 6, 2006	H	W	3-2
Oct. 28, 2006	A	L	0-3
Oct. 12, 2007	H	W	3-1
Nov. 3, 2007	A	L	0-3
Sept. 27, 2008	H	W	3-2
Nov. 7, 2008	A	W	3-0
Sept. 18, 2009	H	W	3-2
Oct. 10, 2009	A	L	0-3
Oct. 8, 2010	A	L	2-3
Nov. 13, 2010	H	W	3-0
Sept. 23, 2011	A	L	1-3
Oct. 22, 2011	H	W	3-0
Oct. 19, 2012	A	L	0-3
Oct. 25, 2013	H	L	1-3
Oct. 11, 2014	A	L	0-3
Oct. 10, 2015	H	W	3-1

Eastern Michigan (0-1, .000)			
H:0-0	A:0-0	N:0-1	
Date	H/A/N	W/L	Score
Sept. 12, 2015	N	L	2-3

Elon (1-0, 1.000)			
H:0-0	A:0-0	N:1-0	
Date	H/A/N	W/L	Score
Sept. 16, 2006	N	W	3-0

Evansville (6-8, .429)			
H:5-1	A:1-6	N:0-1	
Date	H/A/N	W/L	Score
Sept. 8, 1992	H	W	3-1
Nov. 10, 1992	A	L	1-3
Sept. 1, 1993	H	W	3-2
Sept. 14, 1993	A	L	1-3
Sept. 1, 1995	A	L	2-3
Oct. 12, 1996	A	L	0-3
Oct. 2, 2001	H	W	3-0
Nov. 7, 2002	A	W	3-2
Sept. 23, 2003	H	W	3-2
Sept. 6, 2008	N	L	0-3
Sept. 14, 2009	A	L	0-3
Sept. 7, 2010	H	L	0-3
Oct. 2, 2012	A	L	0-3
Sept. 3, 2013	H	W	3-2

Freed-Hardeman (3-0, 1.000)			
H:2-0	A:1-0	N:0-0	
Date	H/A/N	W/L	Score
Sept. 5, 1996	H	W	3-0
Nov. 5, 1996	A	W	3-0
Nov. 6, 1997	H	W	3-1

Furman (0-1, .000)			
H:0-0	A:0-1	N:0-0	
Date	H/A/N	W/L	Score
Sept. 16, 1994	A	L	0-3

Gardner-Webb (1-0, 1.000)			
H:0-0	A:0-0	N:1-0	
Date	H/A/N	W/L	Score
Sept. 4, 2004	N	W	3-0

Georgia Southern (0-1, .000)			
H:0-0	A:0-0	N:0-1	
Date	H/A/N	W/L	Score
Aug. 27, 2010	N	L	0-3

Georgia State (1-2, .333)			
H:0-0	A:0-0	N:1-2	
Date	H/A/N	W/L	Score
Oct. 9, 1993	N	W	3-1
Sept. 2, 1995	N	L	1-3
Sept. 4, 1998	N	L	1-3

Georgia Tech (0-1, .000)			
H:0-0	A:0-1	N:0-0	
Date	H/A/N	W/L	Score
Aug. 29, 2015	A	L	0-3

Green Bay (2-1, .667)			
H:0-0	A:0-0	N:2-1	
Date	H/A/N	W/L	Score
Sept. 12, 1992	N	W	3-1
Sept. 9, 2006	N	W	3-2
Sept. 21, 2013	N	L	0-3

Harding (1-0, 1.000)			
H:0-0	A:1-0	N:0-0	
Date	H/A/N	W/L	Score
Nov. 5, 1996	A	W	3-2

Howard (1-0, 1.000)			
H:0-0	A:0-0	N:1-0	
Date	H/A/N	W/L	Score
Sept. 6, 1997	N	W	3-1

Idaho (0-1, .000)			
H:0-0	A:0-0	N:0-1	
Date	H/A/N	W/L	Score
Aug. 26, 2005	N	L	0-3

Illinois-Chicago (1-0, 1.000)			
H:0-0	A:0-0	N:1-0	
Date	H/A/N	W/L	Score
Sept. 5, 2009	N	W	3-1

Illinois State (0-1, .000)			
H:0-1	A:0-0	N:0-0	
Date	H/A/N	W/L	Score
Sept. 3, 2011	H	L	0-3

Indiana (1-0, 1.000)			
H:0-0	A:1-0	N:0-0	
Date	H/A/N	W/L	Score
Sept. 4, 2009	A	W	3-2

Indiana State (0-3, .000)			
H:0-0	A:0-2	N:0-1	
Date	H/A/N	W/L	Score
Sept. 1, 1995	N	L	2-3
Sept. 1, 2001	A	L	2-3
Sept. 11, 2015	A	L	0-3

IPFW (1-1, .500)			
H:0-0	A:0-0	N:1-1	
Date	H/A/N	W/L	Score
Aug. 31, 2001	N	W	3-0
Sept. 12, 2015	N	L	1-3

IUPUI (1-2, .333)			
H:0-0	A:1-1	N:0-1	
Date	H/A/N	W/L	Score
Sept. 10, 2005	N	L	1-3
Sept. 9, 2006	A	W	3-0
Sept. 1, 2007	A	L	0-3

Jackson State (4-0, 1.000)			
H:0-0	A:0-0	N:4-0	
Date	H/A/N	W/L	Score
Sept. 12, 1998	N	W	3-0
Sept. 1, 2000	N	W	3-0
Aug. 25, 2007	N	W	3-0
Sept. 14, 2012	N	W	3-1

Jacksonville State (4-16, .200)			
H:1-8	A:2-8	N:1-0	OVCT:1-0
Date	H/A/N	W/L	Score
Sept. 11, 1999	A	L	0-3
Oct. 3, 2003	H	L	1-3
Oct. 1, 2004	A	L	1-3
Nov. 4, 2005	A	L	0-3
Nov. 3, 2006	H	L	0-3
Sept. 14, 2007	H	L	0-3
Oct. 20, 2007	A	L	0-3
Oct. 10, 2008	A	W	3-0
Nov. 15, 2008	H	L	2-3
Sept. 26, 2009	A	L	2-3
Oct. 23, 2009	H	L	1-3
Oct. 2, 2010	H	L	0-3
Nov. 5, 2010	A	L	0-3
Sept. 17, 2011	A	W	3-1
Oct. 10, 2011	H	W	3-2
Nov. 17, 2011*	N	W	3-2
Nov. 10, 2012	H	L	2-3
Nov. 16, 2013	A	L	0-3
Oct. 4, 2014	H	L	2-3
Oct. 4, 2015	A	L	0-3

James Madison (1-1, .500)			
H:0-0	A:0-1	N:1-0	
Date	H/A/N	W/L	Score
Sept. 6, 1997	A	L	0-3
Sept. 12, 2003	N	W	3-2

Kansas (0-1, .000)			
H:0-0	A:0-0	N:0-1	
Date	H/A/N	W/L	Score
Aug. 25, 2012	N	L	0-3

Kentucky (0-1, .000)			
H:0-0	A:0-0	N:0-1	
Date	H/A/N	W/L	Score
Sept. 5, 2009	N	L	0-3

Kentucky Wesleyan (1-0, 1.000)			
H:0-0	A:1-0	N:0-0	
Date	H/A/N	W/L	Score
Oct. 20, 1992	A	W	3-0

Lamar (0-1, .000)			
H:0-0	A:0-0	N:0-1	
Date	H/A/N	W/L	Score
Sept. 12, 2008	N	L	1-3

Lee (0-1, .000)			
H:0-1	A:0-0	N:0-0	
Date	H/A/N	W/L	Score
Nov. 11, 1996	H	L	1-3

Liberty (1-0, 1.000)			
H:0-0	A:0-0	N:1-0	
Date	H/A/N	W/L	Score
Sept. 17, 1994	N	W	3-0

Lipscomb (3-6, .333)			
H:2-2	A:1-3	N:0-1	
Date	H/A/N	W/L	Score
Sept. 25, 2000	H	W	3-0
Sept. 18, 2001	H	W	3-0
Oct. 3, 2001	A	W	3-0
Sept. 3, 2004	N	L	1-3
Sept. 21, 2004	A	L	2-3
Sept. 13, 2005	H	L	1-3
Oct. 24, 2006	A	L	2-3
Oct. 25, 2007	H	L	1-3
Oct. 10, 2008	A	L	2-3

Louisiana-Lafayette (2-1, .666)			
H:0-0	A:1-0	N:1-1	
Date	H/A/N	W/L	Score
Sept. 8, 2000	N	L	1-3
Sept. 17, 2005	N	W	3-1
Aug. 25, 2007	A	W	3-2

Louisiana Tech (1-0, 1.000)			
H:0-0	A:1-0	N:0-0	
Date	H/A/N	W/L	Score
Aug. 28, 2009	A	W	3-1

Loyola (0-2, .000)			
H:0-0	A:0-1	N:0-1	
Date	H/A/N	W/L	Score
Sept. 9, 1994	N	L	0-3
Sept. 5, 2008	A	L	0-3

Marshall (0-2, .000)			
H:0-0	A:0-0	N:0-2	
Date	H/A/N	W/L	Score
Sept. 9, 1995	N	L	0-3
Sept. 9, 1995	N	L	1-3

Maryland-Eastern Shore (1-0, 1.000)			
H:0-0	A:0-0	N:1-0	
Date	H/A/N	W/L	Score
Aug. 30, 2013	N	W	3-0

McNeese State (0-2, .000)			
H:0-0	A:0-0	N:0-2	
Date	H/A/N	W/L	Score
Sept. 9, 2005	N	L	1-3
Sept. 1, 2015	N	L	2-3

Memphis (1-13, .071)			
H:0-3	A:0-8	N:1-2	
Date	H/A/N	W/L	Score
Sept. 4, 1993	A	L	0-3
Sept. 21, 1993	A	L	0-3
Oct. 12, 1994	H	L	0-3
Sept. 13, 1997	N	W	3-1
Sept. 11, 1998	A	L	0-3
Sept. 14, 1999	A	L	0-3
Oct. 30, 2001	H	L	0-3
Oct. 1, 2002	A	L	2-3
Aug. 30, 2003	N	L	2-3
Sept. 9, 2003	H	L	2-3
Sept. 3, 2005	A	L	0-3
Sept. 1, 2006	N	L	1-3
Oct. 13, 2009	A	L	2-3
Sept. 6, 2014	A	L	0-3

Mercer (2-2, .500)			
H:0-0	A:1-1	N:1-1	
Date	H/A/N	W/L	Score
Oct. 6, 1992	N	W	3-0
Oct. 8, 1993	A	W	3-1
Sept. 10, 1994	N	L	0-3
Sept. 3, 2010	A	L	1-3

ALL-TIME DIVISION-I RESULTS

Mississippi Valley State (1-0, 1,000)			
H:0-0	A:0-0	N:1-0	
Date	H/A/N	W/L	Score
Sept. 7, 2007	N	W	3-0

Missouri State (0-1, .000)			
H:0-0	A:0-1	N:0-0	
Date	H/A/N	W/L	Score
Sept. 3, 1999	A	L	0-3

Montana State (1-0, 1,000)			
H:0-0	A:0-0	N:1-0	
Date	H/A/N	W/L	Score
Sept. 10, 2011	N	W	3-0

Morehead State (10-37, .213)			
H:5-17	A:5-19	N:0-1	OVCT:0-3
Date	H/A/N	W/L	Score

Oct. 2, 1992	A	L	1-3
Oct. 30, 1992	H	L	2-3
Oct. 2, 1993	H	L	2-3
Oct. 29, 1993	A	L	0-3
Nov. 19, 1993*	N	L	1-3
Sept. 30, 1994	A	L	1-3
Oct. 28, 1994	H	L	2-3
Oct. 7, 1995	H	L	1-3
Nov. 3, 1995	A	L	0-3
Sept. 28, 1996	A	L	0-3
Nov. 1, 1996	H	L	0-3
Sept. 19, 1997	A	L	1-3
Oct. 18, 1997	H	L	1-3
Sept. 26, 1998	A	L	2-3
Oct. 23, 1998	H	W	3-0
Sept. 24, 1999	A	L	0-3
Nov. 6, 1999	H	W	3-0
Sept. 30, 2000	A	W	3-1
Nov. 10, 2000	H	W	3-0
Sept. 14, 2001	H	L	1-3
Nov. 3, 2001	A	W	3-0
Sept. 13, 2002	A	W	3-1
Nov. 2, 2002	H	W	3-0
Sept. 27, 2003	A	L	0-3
Oct. 17, 2003	H	L	0-3
Sept. 25, 2004	H	L	2-3
Oct. 15, 2004	A	W	3-1
Oct. 8, 2005	A	L	1-3
Oct. 28, 2005	H	W	3-0
Oct. 7, 2006	H	L	0-3
Oct. 27, 2006	A	L	1-3
Oct. 13, 2007	H	L	0-3
Nov. 2, 2007	A	L	0-3
Sept. 26, 2008	H	L	1-3
Nov. 8, 2008	A	L	0-3
Sept. 19, 2009	H	L	2-3
Oct. 9, 2009	A	L	0-3
Oct. 9, 2010	A	L	0-3
Nov. 12, 2010	H	L	0-3
Sept. 24, 2011	A	L	0-3
Oct. 21, 2011	H	L	1-3
Nov. 19, 2011*	A	L	0-3
Oct. 20, 2012	A	L	0-3
Nov. 15, 2012*	A	L	0-3
Oct. 26, 2013	H	L	0-3
Oct. 10, 2014	A	W	3-0
Oct. 9, 2015	H	L	0-3

Murray State (15-37, .288)			
H:10-15	A:4-20	N:1-2	OVCT:1-2
Date	H/A/N	W/L	Score

Oct. 9, 1992	A	L	2-3
Nov. 5, 1992	H	L	1-3
Oct. 6, 1993	H	W	3-2
Nov. 4, 1993	A	L	1-3
Oct. 5, 1994	A	L	0-3
Nov. 1, 1994	H	L	0-3
Nov. 18, 1994*	N	L	0-3
Sept. 16, 1995	N	W	3-2
Oct. 4, 1995	H	L	0-3
Oct. 31, 1995	A	L	0-3
Sept. 17, 1996	H	L	0-3
Oct. 22, 1996	A	L	2-3
Oct. 14, 1997	H	L	0-3
Oct. 28, 1997	A	L	0-3

Oct. 6, 1998	A	L	0-3
Oct. 27, 1998	H	L	0-3
Oct. 22, 1999	A	L	0-3
Nov. 12, 1999	H	L	0-3
Sept. 12, 2000	H	W	3-0
Oct. 26, 2000	A	W	3-0
Sept. 20, 2001	A	W	3-2
Oct. 12, 2001	H	W	3-2
Sept. 24, 2002	A	W	3-0
Oct. 25, 2002	H	W	3-2
Nov. 22, 2002*	H	W	3-2
Sept. 16, 2003	A	W	3-1
Nov. 4, 2003	H	L	0-3
Oct. 12, 2004	H	W	3-1
Nov. 2, 2004	A	L	0-3
Oct. 20, 2005	A	L	0-3
Nov. 10, 2005	H	W	3-1
Oct. 17, 2006	H	L	1-3
Nov. 7, 2006	A	L	2-3
Sept. 18, 2007	H	L	0-3
Oct. 23, 2007	A	L	2-3
Sept. 16, 2008	H	W	3-1
Oct. 21, 2008	A	L	0-3
Nov. 20, 2008*	N	L	0-3
Oct. 1, 2009	A	L	0-3
Nov. 5, 2009	H	L	0-3
Sept. 22, 2010	H	L	1-3
Nov. 2, 2010	A	L	1-3
Oct. 1, 2011	H	W	3-1
Oct. 28, 2011	A	L	2-3
Oct. 5, 2012	H	W	3-1
Nov. 3, 2012	A	L	1-3
Oct. 11, 2013	A	L	1-3
Nov. 9, 2013	H	L	2-3
Sept. 27, 2014	A	L	1-3
Nov. 7, 2014	H	L	0-3
Sept. 26, 2015	H	L	0-3
Nov. 6, 2015	A	L	1-3

Nebraska (0-1, .000)			
H:0-0	A:0-1	N:0-0	
Date	H/A/N	W/L	Score
Dec. 6, 2002	A	L	0-3

Nicholls State (2-2, .500)			
H:0-0	A:0-0	N:2-2	
Date	H/A/N	W/L	Score
Sept. 11, 1999	N	W	3-1
Sept. 1, 2000	N	W	3-0
Sept. 8, 2012	N	L	0-3
Sept. 14, 2013	N	L	2-3

North Carolina A&T (2-0, 1,000)			
H:0-0	A:1-0	N:1-0	
Date	H/A/N	W/L	Score
Sept. 2, 1994	A	W	3-1
Sept. 2, 2007	N	W	3-0

North Dakota (0-1, .000)			
H:0-0	A:0-0	N:0-1	
Date	H/A/N	W/L	Score
Sept. 18, 2015	N	L	0-3

North Texas (1-2, .333)			
H:0-0	A:0-0	N:1-2	
Date	H/A/N	W/L	Score
Sept. 7, 2002	N	W	3-0
Sept. 11, 2010	N	L	0-3
Sept. 14, 2012	N	L	1-3

Northeastern Illinois (1-1, .500)			
H:0-0	A:0-0	N:1-1	
Date	H/A/N	W/L	Score
Sept. 15, 1995	N	W	3-0
Oct. 11, 1996	N	L	1-3

Northern Arizona (1-0, 1,000)			
H:0-0	A:0-0	N:1-0	
Date	H/A/N	W/L	Score
Aug. 31, 2002	N	W	3-0

Northwestern State (1-2, .333)			
H:0-0	A:0-0	N:1-2	
Date	H/A/N	W/L	Score
Aug. 29, 2003	N	L	1-3
Aug. 29, 2008	N	W	3-2
Aug. 25, 2012	N	L	1-3

Ohio (0-1, .000)			
H:0-0	A:0-1	N:0-0	
Date	H/A/N	W/L	Score
Aug. 26, 2005	A	L	0-3

Ole Miss (3-3, .500)			
H:1-0	A:2-2	N:0-1	
Date	H/A/N	W/L	Score
Sept. 7, 1995	A	L	0-3
Sept. 1, 1998	H	W	3-0
Sept. 1, 1999	A	L	1-3
Sept. 8, 2001	A	W	3-2
Sept. 6, 2014	N	L	1-3
Sept. 1, 2015	A	W	3-2

Oral Roberts (1-0, 1,000)			
H:1-0	A:0-0	N:0-0	
Date	H/A/N	W/L	Score
Oct. 18, 1993	H	W	3-2

Presbyterian (1-0, 1,000)			
H:0-0	A:0-0	N:1-0	
Date	H/A/N	W/L	Score
Sept. 4, 2010	N	W	3-0

Purdue (0-1, .000)			
H:0-0	A:0-0	N:0-1	
Date	H/A/N	W/L	Score
Sept. 10, 1994	N	L	0-3

Radford (0-1, .000)			
H:0-0	A:0-0	N:0-1	
Date	H/A/N	W/L	Score
Sept. 18, 1992	N	L	2-3

Rhodes (1-0, 1,000)			
H:0-0	A:1-0	N:0-0	
Date	H/A/N	W/L	Score
Oct. 23, 1997	A	W	3-0

Saint Francis (NY) (1-0, 1,000)			
H:0-0	A:0-0	N:1-0	
Date	H/A/N	W/L	Score
Sept. 1, 2001	N	W	3-0

St. John's (1-0, 1,000)			
H:0-0	A:0-0	N:1-0	
Date	H/A/N	W/L	Score
Sept. 8, 1995	N	W	3-2

Saint Louis (1-5, .167)			
H:0-1	A:0-3	N:1-1	
Date	H/A/N	W/L	Score
Sept. 12, 1992	A	L	1-3
Sept. 19, 1995	H	L	1-3
Sept. 3, 1996	N	L	2-3
Sept. 4, 1999	N	W	3-0
Sept. 30, 2003	A	L	0-3
Sept. 19, 2015	A	L	0-3

Sam Houston State (0-1, .000)			
H:0-0	A:0-0	N:0-1	
Date	H/A/N	W/L	Score
Sept. 5, 2008	N	L	1-3

Samford (8-4, .667)			
H:2-1	A:3-3	N:3-0	
Date	H/A/N	W/L	Score
Oct. 6, 1992	A	L	2-3
Sept. 10, 1993	A	W	3-1
Sept. 10, 1994	N	W	3-1
Nov. 6, 1994	N	W	3-0
Sept. 9, 2000	A	W	3-1
Sept. 8, 2001	N	W	3-0
Oct. 4, 2003	H	W	3-0
Oct. 2, 2004	A	W	3-1

Nov. 5, 2005	A	L	2-3
Nov. 4, 2006	H	W	3-0
Sept. 15, 2007	H	L	2-3
Oct. 19, 2007	A	L	0-3

San Jose State (0-1, .000)			
H:0-0	A:0-0	N:0-1	
Date	H/A/N	W/L	Score
Aug. 30, 2002	N	L	1-3

Sewanee (1-0, 1,000)			
H:1-0	A:0-0	N:0-0	
Date	H/A/N	W/L	Score
Sept. 6, 2006	H	W	3-0

Siena (0-1, .000)			
H:0-0	A:0-0	N:0-1	
Date	H/A/N	W/L	Score
Aug. 29, 2015	N	L	1-3

SIU Edwardsville (8-6, .571)			
H:6-1	A:2-4	N:0-1	
Date	H/A/N	W/L	Score
Aug. 30, 2008	N	L	1-3
Oct. 24, 2008	A	L	0-3
Nov. 6, 2009	H	W	3-2
Sept. 24, 2010	H	L	1-3
Oct. 8, 2011	H	W	3-1
Nov. 11, 2011	A	W	3-1
Sept. 21, 2012	A	L	0-3
Oct. 27, 2012	H	W	3-2
Sept. 27, 2013	H	W	3-1
Nov. 2, 2013	A	W	3-1
Oct. 18, 2014	H	W	3-0
Oct. 31, 2014	A	L	2-3
Oct. 17, 2015	A	L	2-3
Oct. 30, 2015	H	W	3-1

South Alabama (0-2, .000)			
H:0-0	A:0-0	N:0-2	
Date	H/A/N	W/L	Score
Aug. 29, 2009	N	L	1-3
Sept. 13, 2013	N	L	1-3

South Carolina State (4-0, 1,000)			
H:0-0	A:0-0	N:4-0	
Date	H/A/N	W/L	Score
Oct. 8, 1993	N	W	3-0
Aug. 26, 2006	N	W	3-0
Aug. 29, 2014	N	W	3-0
Sept. 19, 2014	N	W	3-1

Southeast Missouri			(18-36, .333)
H:14-11	A:4-22	N:0-3	OVC:T:2:4
Date	H/A/N	W/L	Score
Sept. 29, 1992	H	L	2-3
Oct. 27, 1992	A	L	1-3
Nov. 20, 1992*	N	L	0-3
Sept. 28, 1993	A	L	0-3
Oct. 27, 1993	H	L	0-3
Sept. 27, 1994	H	L	1-3
Oct. 25, 1994	A	L	0-3
Sept. 26, 1995	A	L	2-3
Oct. 24, 1995	H	L	0-3
Nov. 17, 1995*	N	L	0-3
Sept. 24, 1996	H	L	2-3
Nov. 12, 1996	A	L	0-3
Nov. 22, 1996*	N	L	0-3
Sept. 23, 1997	H	L	0-3
Nov. 11, 1997	A	L	0-3
Oct. 9, 1998	H	L	0-3
Nov. 14, 1998	A	L	0-3
Sept. 28, 1999	A	W	3-1
Oct. 16, 1999	H	W	3-2
Sept. 16, 2000	A	L	0-3
Oct. 20, 2000	H	L	0-3
Nov. 18, 2000*	A	L	0-3
Sept. 29, 2001	H	W	3-0
Oct. 19, 2001	A	W	3-1
Nov. 16, 2001*	H	W	3-0
Sept. 27, 2002	H	W	3-1
Oct. 19, 2002	A	L	0-3
Nov. 23, 2002*	H	W	3-0

ALL-TIME DIVISION-I RESULTS

FACILITIES/STAFF

BIO CAPSULES

2016 OUTLOOK

2015 REGAP

RECORD BOOK

THIS IS UTM

Oct. 24, 2003	A	L	0-3
Nov. 15, 2003	H	W	3-1
Oct. 22, 2004	H	W	3-0
Nov. 13, 2004	A	L	1-3
Sept. 23, 2005	A	L	0-3
Oct. 15, 2005	A	L	0-3
Sept. 22, 2006	A	L	0-3
Oct. 14, 2006	H	W	3-1
Sept. 22, 2007	A	L	0-3
Nov. 7, 2007	H	L	2-3
Sept. 23, 2008	A	L	0-3
Oct. 18, 2008	H	W	3-2
Sept. 22, 2009	H	L	0-3
Oct. 31, 2009	A	L	0-3
Sept. 28, 2010	A	W	3-1
Oct. 14, 2010	H	W	3-2
Sept. 30, 2011	H	W	3-1
Oct. 29, 2011	A	L	1-3
Sept. 25, 2012	A	L	1-3
Nov. 6, 2012	H	L	1-3
Oct. 1, 2013	H	W	3-2
Nov. 12, 2013	A	L	0-3
Sept. 30, 2014	H	W	3-2
Nov. 11, 2014	A	L	0-3
Sept. 29, 2015	A	W	3-0
Nov. 10, 2015	H	W	3-0

Southeastern Louisiana (1-0, 1,000)			
H:0-0	A:0-0	N:1-0	
Date	H/A/N	W/L	Score
Aug. 26, 2011	N	W	3-0

Southern (1-0, 1,000)			
H:0-0	A:0-0	N:1-0	
Date	H/A/N	W/L	Score
Aug. 30, 2014	N	W	3-0

Southern Illinois (3-7, .300)			
H:2-1	A:0-4	N:1-2	
Date	H/A/N	W/L	Score
Oct. 12, 1996	N	L	0-3
Sept. 25, 2001	A	L	2-3
Sept. 17, 2002	H	W	3-1
Oct. 7, 2003	A	L	1-3
Oct. 5, 2004	H	W	3-1
Sept. 14, 2010	A	L	0-3
Aug. 27, 2011	N	W	3-2
Sept. 8, 2012	A	L	0-3
Sept. 16, 2014	H	L	0-3
Sept. 5, 2015	N	L	0-3

Southern Indiana (2-0, 1,000)			
H:1-0	A:1-0	N:0-0	
Date	H/A/N	W/L	Score
Oct. 8, 1992	H	W	3-0
Nov. 3, 1992	A	W	3-1

Southern Mississippi (1-2, .333)			
H:0-0	A:0-0	N:1-2	
Date	H/A/N	W/L	Score
Sept. 7, 2001	N	L	2-3
Sept. 6, 2002	N	W	3-2
Sept. 6, 2003	N	L	0-3

Stephen F. Austin (0-1, .000)			
H:0-1	A:0-0	N:0-0	
Date	H/A/N	W/L	Score
Sept. 2, 2011	H	L	1-3

Stetson (0-1, .000)			
H:0-0	A:0-0	N:0-1	
Date	H/A/N	W/L	Score
Sept. 20, 2014	N	L	2-3

Tennessee (0-2, .000)			
H:0-0	A:0-1	N:0-1	
Date	H/A/N	W/L	Score
Sept. 11, 2004	A	L	0-3
Sept. 7, 2013	N	L	1-3

Tennessee State (31-17, .646)			
H:16-6	A:12-10	N:3-1	OVCT:2-1
Date	H/A/N	W/L	Score
Sept. 26, 1992	H	W	3-0
Oct. 24, 1992	A	W	3-0
Sept. 24, 1993	A	W	3-0
Oct. 22, 1993	H	W	3-0
Oct. 22, 1994	A	W	3-0
Nov. 12, 1994	H	W	3-0
Sept. 29, 1995	A	W	3-1
Nov. 13, 1995	H	W	3-1
Nov. 16, 1995*	N	W	3-0
Aug. 31, 1996	N	W	3-1
Oct. 15, 1996	H	W	3-1
Oct. 29, 1996	A	W	3-1
Sept. 25, 1997	A	W	3-2
Nov. 4, 1997	H	W	3-1
Nov. 21, 1997*	N	L	1-3
Sept. 22, 1998	H	W	3-0
Nov. 10, 1998	A	W	3-0
Oct. 12, 1999	A	L	0-3
Oct. 26, 1999	H	W	3-0
Sept. 19, 2000	H	W	3-0
Oct. 13, 2000	A	W	3-0
Oct. 16, 2001	H	W	3-0
Nov. 6, 2001	A	W	3-0
Oct. 11, 2002	H	W	3-0
Nov. 12, 2002	A	W	3-0
Oct. 10, 2003	A	W	3-0
Nov. 8, 2003	H	W	3-1
Oct. 7, 2004	H	W	3-0
Oct. 26, 2004	A	W	3-1
Sept. 30, 2005	H	L	0-3
Nov. 12, 2005	A	L	0-3
Sept. 29, 2006	A	L	0-3
Nov. 10, 2006	H	W	3-1
Oct. 5, 2007	A	L	1-3
Nov. 11, 2007	H	L	2-3
Oct. 3, 2008	A	L	1-3
Oct. 30, 2008	H	L	2-3
Oct. 16, 2009	H	L	0-3
Nov. 14, 2009	A	L	0-3
Sept. 17, 2010	A	L	1-3
Oct. 23, 2010	H	W	3-2
Oct. 15, 2011	A	L	1-3
Nov. 8, 2011	H	W	3-2
Nov. 18, 2011*	N	W	3-1
Oct. 12, 2012	H	L	1-3
Oct. 18, 2013	A	L	1-3
Oct. 21, 2014	H	L	2-3
Oct. 24, 2015	A	L	2-3

Tennessee Tech (14-29, .326)			
H:7-13	A:6-14	N:1-2	OVCT:1-0
Date	H/A/N	W/L	Score
Sept. 25, 1992	H	W	3-1
Oct. 23, 1992	A	L	1-3
Sept. 25, 1993	A	L	0-3
Oct. 23, 1993	H	L	0-3
Sept. 17, 1994	N	L	1-3
Sept. 23, 1994	H	L	2-3
Oct. 21, 1994	A	L	0-3
Sept. 30, 1995	A	L	0-3
Oct. 27, 1995	H	L	0-3
Oct. 5, 1996	A	L	0-3
Nov. 8, 1996	H	L	0-3
Nov. 22, 1996*	N	W	3-2
Oct. 10, 1997	A	L	0-3
Nov. 1, 1997	H	L	0-3
Oct. 17, 1998	A	L	0-3
Nov. 6, 1998	H	L	1-3
Oct. 2, 1999	H	L	0-3
Oct. 28, 1999	A	W	3-0
Oct. 6, 2000	H	W	3-0
Nov. 3, 2000	A	W	3-2
Oct. 6, 2001	A	W	3-2
Oct. 26, 2001	H	W	3-1
Oct. 5, 2002	A	W	3-0
Nov. 15, 2002	H	W	3-0
Nov. 1, 2003	A	L	0-3
Oct. 30, 2004	H	W	3-0
Sept. 9, 2005	N	L	0-3
Oct. 21, 2005	H	W	3-1

Oct. 20, 2006	A	L	1-3
Oct. 6, 2007	A	L	1-3
Nov. 9, 2007	H	L	0-3
Oct. 11, 2008	A	L	0-3
Nov. 14, 2008	H	L	1-3
Sept. 25, 2009	A	L	0-3
Oct. 24, 2009	H	L	1-3
Oct. 1, 2010	H	L	1-3
Nov. 6, 2010	A	L	0-3
Sept. 16, 2011	A	W	3-1
Oct. 18, 2011	H	W	3-1
Sept. 29, 2012	A	W	3-2
Oct. 4, 2013	H	L	2-3
Nov. 15, 2014	A	L	1-3
Nov. 13, 2015	H	L	2-3

Texas A&M-Corpus Christi (1-0, 1,000)			
H:0-0	A:0-0	N:1-0	
Date	H/A/N	W/L	Score
Aug. 29, 2008	N	W	3-1

Texas State (0-1, .000)			
H:0-0	A:0-1	N:0-0	
Date	H/A/N	W/L	Score
Sept. 10, 2010	A	L	1-3

Toledo (1-2, .333)			
H:0-0	A:0-0	N:1-2	
Date	H/A/N	W/L	Score
Sept. 2, 1995	N	W	3-2
Sept. 13, 2003	N	L	1-3
Sept. 20, 2013	N	L	1-3

Trevecca (1-0, 1,000)			
H:1-0	A:0-0	N:0-0	
Date	H/A/N	W/L	Score
Sept. 12, 2006	H	W	3-0

Troy (2-4, .333)			
H:0-2	A:0-1	N:2-1	
Date	H/A/N	W/L	Score
Sept. 10, 1993	N	W	3-0
Nov. 13, 1993	H	L	0-3
Sept. 5, 1998	N	W	3-1
Sept. 1, 2006	A	L	2-3
Aug. 28, 2010	N	L	0-3
Aug. 31, 2012	H	L	2-3

UAB (0-3, .000)			
H:0-1	A:0-0	N:0-2	
Date	H/A/N	W/L	Score
Sept. 13, 1996	N	L	0-3
Sept. 10, 1999	N	L	2-3
Sept. 2, 2011	H	L	1-3

UMKC (0-6, .000)			
H:0-1	A:0-1	N:0-4	
Date	H/A/N	W/L	Score
Sept. 11, 1992	N	L	1-3
Nov. 13, 1993	H	L	0-3
Sept. 9, 1994	N	L	2-3
Sept. 3, 1996	N	L	2-3
Sept. 12, 1998	N	L	0-3
Sept. 9, 2011	A	L	0-3

UNC-Asheville (1-1, .500)			
H:0-0	A:0-1	N:1-0	
Date	H/A/N	W/L	Score
Sept. 1, 1994	A	L	0-3
Sept. 6, 2013	N	W	3-1

UNC-Greensboro (1-2, .333)			
H:0-0	A:0-1	N:1-1	
Date	H/A/N	W/L	Score
Sept. 3, 1994	A	L	1-3
Sept. 4, 2004	N	W	3-1
Aug. 24, 2006	N	L	1-3

UNC-Wilmington (1-0, 1,000)			
H:0-0	A:1-0	N:0-0	
Date	H/A/N	W/L	Score
Aug. 26, 2006	A	W	3-0

USC Upstate (0-1, .000)			
H:0-0	A:0-0	N:0-1	
Date	H/A/N	W/L	Score
Sept. 18, 2015	N	L	1-3

Valparaiso (0-1, .000)			
H:0-1	A:0-0	N:0-0	
Date	H/A/N	W/L	Score
Sept. 13, 2014	H	L	0-3

Virginia Tech (0-1, .000)			
H:0-0	A:0-0	N:0-1	
Date	H/A/N	W/L	Score
Sept. 12, 2008	N	L	0-3

Wake Forest (0-1, .000)			
H:0-0	A:0-0	N:0-1	
Date	H/A/N	W/L	Score
Sept. 11, 2004	N	L	0-3

West Virginia (0-1, .000)			
H:0-0	A:0-0	N:0-1	
Date	H/A/N	W/L	Score
Aug. 27, 2005	N	L	0-3

Western Carolina (1-0, 1,000)			
H:1-0	A:0-0	N:0-0	
Date	H/A/N	W/L	Score
Sept. 13, 2014	H	W	3-1

Western Illinois (0-3, .000)			
H:0-0	A:0-0	N:0-3	
Date	H/A/N	W/L	Score
Sept. 13, 1997	N	L	1-3
Sept. 3, 1999	N	L	0-3
Aug. 31, 2013	N	L	1-3

Western Kentucky		(1-5, .167)	
H:0-0	A:1-3	N:0-2	
Date	H/A/N	W/L	Score
Nov. 6, 1993	N	L	0-3
Oct. 10, 1995	A	L	0-3
Sept. 14, 1996	A	W	3-2
Sept. 12, 1997	A	L	0-3
Sept. 13, 2003	A	L	0-3
Sept. 4, 2015	A	L	0-3

YEARLY DIVISION-I RESULTS

1992

Overall Record: 10-20 OVC Record: 4-12

Head Coach: Milly MacDonell

9-8	Evansville	Martin, Tenn.	W	3-1
9-11	1-vs. UMKC	St. Louis, Mo.	L	1-3
9-12	1-at Saint Louis	St. Louis, Mo.	L	1-3
9-12	1-vs. Green Bay	St. Louis, Mo.	W	3-1
9-18	2-vs. Radford	Johnson City, Tenn.	L	2-3
9-19	2-at East Tennessee St.	Johnson City, Tenn.	L	0-3
9-19	2-vs. Austin Peay	Johnson City, Tenn.	L	2-3
9-25	Tennessee Tech*	Martin, Tenn.	W	3-1
9-26	Middle Tennessee*	Martin, Tenn.	W	3-0
9-26	Tennessee State*	Martin, Tenn.	W	3-0
9-29	Southeast Missouri*	Martin, Tenn.	L	2-3
10-2	at Morehead State*	Morehead, Ky.	L	1-3
10-3	at Eastern Kentucky*	Richmond, Ky.	L	1-3
10-6	at Samford	Birmingham, Ala.	L	2-3
10-6	at Mercer	Birmingham, Ala.	W	3-0
10-8	Southern Indiana	Martin, Tenn.	W	3-0
10-9	at Murray State*	Murray, Ky.	L	2-3
10-13	Austin Peay*	Martin, Tenn.	L	0-3
10-20	at Kentucky Wesleyan	Owensboro, Ky.	W	3-0
10-23	at Tennessee Tech*	Cookeville, Tenn.	L	1-3
10-24	at Middle Tennessee*	Murfreesboro, Tenn.	L	1-3
10-24	at Tennessee State*	Nashville, Tenn.	W	3-0
10-27	at Southeast Missouri*	Cape Girardeau, Mo.	L	1-3
10-30	Morehead State*	Martin, Tenn.	L	2-3
10-31	Eastern Kentucky*	Martin, Tenn.	L	0-3
11-3	at Southern Indiana	Evansville, Ind.	W	3-1
11-5	Murray State*	Martin, Tenn.	L	1-3
11-10	at Evansville	Evansville, Ind.	L	1-3
11-12	at Austin Peay*	Clarksville, Tenn.	L	1-3
11-20	3-vs. Southeast Missouri	Clarksville, Tenn.	L	0-3

- 1- Billiken Invitational - St. Louis, Mo.
 2- East Tennessee State Classic - Johnson City, Tenn.
 3- Ohio Valley Conference Tournament - Clarksville, Tenn.
 * Ohio Valley Conference Match

1993

Overall Record: 13-21 OVC Record: 5-11

Head Coach: Milly MacDonell

9-1	Evansville	Martin, Tenn.	W	3-2
9-3	1-vs. Clemson	Memphis, Tenn.	L	0-3
9-4	1-vs. Chattanooga	Memphis, Tenn.	W	3-0
9-4	1-at Memphis	Memphis, Tenn.	L	0-3
9-10	2-vs. Troy	Birmingham, Ala.	W	3-0
9-10	2-at Samford	Birmingham, Ala.	W	3-1
9-11	2-vs. Austin Peay	Birmingham, Ala.	L	0-3
9-14	at Evansville	Evansville, Ind.	L	1-3
9-21	at Memphis	Memphis, Tenn.	L	0-3
9-24	at Middle Tennessee*	Murfreesboro, Tenn.	W	3-2
9-24	at Tennessee State*	Nashville, Tenn.	W	3-0
9-25	at Tennessee Tech*	Cookeville, Tenn.	L	0-3
9-28	at Southeast Missouri*	Cape Girardeau, Mo.	L	0-3
10-1	Eastern Kentucky*	Martin, Tenn.	L	1-3
10-2	Morehead State*	Martin, Tenn.	L	2-3
10-6	Murray State*	Martin, Tenn.	W	3-2
10-8	3-at Mercer	Macon, Ga.	W	3-1
10-8	3-vs. South Carolina St.	Macon, Ga.	W	3-0
10-9	3-vs. Georgia State	Macon, Ga.	W	3-1
10-12	at Austin Peay*	Clarksville, Tenn.	L	0-3
10-18	Oral Roberts	Martin, Tenn.	W	3-2
10-22	Middle Tennessee*	Martin, Tenn.	W	3-1
10-22	Tennessee State*	Martin, Tenn.	W	3-0
10-23	Tennessee Tech*	Martin, Tenn.	L	0-3
10-27	Southeast Missouri*	Martin, Tenn.	L	0-3
10-29	at Morehead State*	Morehead, Ky.	L	0-3
11-1	at Eastern Kentucky*	Richmond, Ky.	L	1-3
11-4	at Murray State*	Murray, Ky.	L	1-3
11-5	at Arkansas-Little Rock	Little Rock, Ark.	L	0-3
11-6	at Western Kentucky	Little Rock, Ark.	L	0-3
11-12	Austin Peay*	Martin, Tenn.	L	2-3
11-13	Missouri-Kansas City	Martin, Tenn.	L	0-3
11-13	Troy	Martin, Tenn.	L	0-3
11-19	4-vs. Morehead State	Richmond, Ky.	L	1-3

- 1- Memphis Tournament - Memphis, Tenn.
 2- Samford Tournament - Birmingham, Ala.
 3- Mercer Tournament - Macon, Ga.
 4- Ohio Valley Conference Tournament - Richmond, Ky.
 * Ohio Valley Conference Match

1994

Overall Record: 11-23 OVC Record: 3-13

Head Coach: Milly MacDonell

9-1	at UNC Asheville	Asheville, N.C.	L	0-3
9-2	1-vs. East Carolina	Greensboro, N.C.	W	3-2
9-2	1-at North Carolina A&T	Greensboro, N.C.	W	3-1
9-3	1-vs. Winthrop	Greensboro, N.C.	W	3-0
9-3	1-vs. UNC Greensboro	Greensboro, N.C.	L	1-3
9-9	2-vs. Loyola-Chicago	St. Louis, Mo.	L	0-3
9-9	2-vs. Missouri-Kansas City	St. Louis, Mo.	L	2-3
9-10	2-vs. Mercer	St. Louis, Mo.	L	0-3
9-10	2-vs. Samford	St. Louis, Mo.	W	3-1
9-16	3-at Furman	Greenville, S.C.	L	0-3
9-17	3-vs. Liberty	Greenville, S.C.	W	3-0
9-17	3-vs. Tennessee Tech	Greenville, S.C.	L	1-3
9-20	Chattanooga	Martin, Tenn.	W	3-0
9-23	Tennessee Tech*	Martin, Tenn.	L	2-3
9-24	Middle Tennessee*	Martin, Tenn.	W	3-1
9-27	Southeast Missouri*	Martin, Tenn.	L	1-3
9-30	at Eastern Kentucky*	Richmond, Ky.	L	1-3
9-30	at Morehead State*	Morehead, Ky.	L	1-3
10-5	at Murray State*	Murray, Ky.	L	0-3
10-11	Austin Peay*	Martin, Tenn.	L	1-3
10-12	Memphis	Martin, Tenn.	L	0-3
10-21	at Tennessee Tech*	Cookeville, Tenn.	L	0-3
10-22	at Middle Tennessee*	Murfreesboro, Tenn.	L	0-3
10-22	at Tennessee State*	Nashville, Tenn.	W	3-0
10-25	at Southeast Missouri*	Cape Girardeau, Mo.	L	0-3
10-28	Morehead State*	Martin, Tenn.	L	2-3
10-29	Eastern Kentucky*	Martin, Tenn.	L	2-3
11-1	Murray State*	Martin, Tenn.	L	0-3
11-5	4-at Chattanooga	Chattanooga, Tenn.	W	3-2
11-5	4-vs. College of Charleston	Chattanooga, Tenn.	L	0-3
11-6	4-vs. Samford	Chattanooga, Tenn.	W	3-0
11-11	at Austin Peay*	Clarksville, Tenn.	L	0-3
11-12	Tennessee State*	Martin, Tenn.	W	3-0
11-18	5-vs. Murray State	Murfreesboro, Tenn.	L	0-3

- 1- North Carolina A&T Tournament - Greensboro, N.C.
 2- Saint Louis University Tournament - St. Louis, Mo.
 3- Furman University Tournament - Greenville, S.C.
 4- Chattanooga Invitational - Chattanooga, Tenn.
 5- Ohio Valley Conference Tournament - Murfreesboro, Tenn.
 * Ohio Valley Conference Match

1995

Overall Record: 9-25 OVC Record: 2-14

Head Coach: Milly MacDonell

9-1	1-vs. Indiana State	Evansville, Ind.	L	2-3
9-1	1-at Evansville	Evansville, Ind.	L	2-3
9-2	1-vs. Georgia State	Evansville, Ind.	L	1-3
9-2	1-vs. Toledo	Evansville, Ind.	W	3-2
9-5	at Christian Brothers	Memphis, Tenn.	W	3-0
9-7	at Ole Miss	Oxford, Miss.	L	0-3
9-8	2-at Mississippi State	Starkville, Miss.	L	0-3
9-8	2-vs. Saint John's	Starkville, Miss.	W	3-2
9-9	2-vs. Marshall	Starkville, Miss.	L	0-3
9-9	2-vs. Marshall	Starkville, Miss.	L	1-3
9-15	3-vs. Northeastern Illinois	Chicago, Ill.	W	3-0
9-16	3-vs. Murray State	Chicago, Ill.	W	3-2
9-16	3-vs. Youngstown State	Chicago, Ill.	L	0-3
9-19	Saint Louis	Martin, Tenn.	L	1-3
9-26	at Southeast Missouri*	Cape Girardeau, Mo.	L	2-3
9-29	at Tennessee State*	Nashville, Tenn.	W	3-1
9-29	at Middle Tennessee*	Murfreesboro, Tenn.	L	0-3
9-30	at Tennessee Tech*	Cookeville, Tenn.	L	0-3
10-4	Murray State*	Martin, Tenn.	L	0-3
10-6	Eastern Kentucky*	Martin, Tenn.	L	2-3
10-7	Morehead State*	Martin, Tenn.	L	1-3
10-10	at Western Kentucky	Bowling Green, Ky.	L	0-3
10-17	at Austin Peay*	Clarksville, Tenn.	L	0-3
10-24	Southeast Missouri*	Martin, Tenn.	L	0-3
10-27	Tennessee Tech*	Martin, Tenn.	L	0-3
10-28	Middle Tennessee*	Martin, Tenn.	L	0-3
10-31	at Murray State*	Murray, Ky.	L	0-3
11-3	at Morehead State*	Morehead, Ky.	L	0-3
11-4	at Eastern Kentucky*	Richmond, Ky.	L	1-3
11-6	Christian Brothers	Martin, Tenn.	W	3-0
11-9	Austin Peay*	Martin, Tenn.	L	0-3
11-13	Tennessee State*	Martin, Tenn.	W	3-1
11-16	4-vs. Tennessee State	Morehead, Ky.	W	3-0
11-17	4-vs. Southeast Missouri	Morehead, Ky.	L	0-3

- 1- Evansville Tournament - Evansville, Ind.
 2- Mississippi State Tournament - Starkville, Miss.
 3- Northeastern Illinois Tournament - Chicago, Ill.
 4- Ohio Valley Conference Tournament - Morehead, Ky.
 * Ohio Valley Conference Match

1996

Overall Record: 12-23 OVC Record: 4-14

Head Coach: Milly MacDonell

8-30	1-vs. East Tennessee	Chattanooga, Tenn.	L	0-3
8-31	1-at Chattanooga	Chattanooga, Tenn.	W	3-1
8-31	1-vs. Tennessee State	Chattanooga, Tenn.	W	3-1
9-3	vs. Missouri-Kansas City	Farmington, Mo.	L	2-3
9-3	vs. Saint Louis	Farmington, Mo.	L	2-3
9-5	Freed-Hardeman	Martin, Tenn.	W	3-0
9-13	2-vs. UAB	Bowling Green, Ky.	L	0-3
9-14	2-vs. Youngstown State	Bowling Green, Ky.	W	3-1
9-14	2-at Western Kentucky	Bowling Green, Ky.	W	3-2
9-17	Murray State*	Martin, Tenn.	L	0-3
9-20	Eastern Illinois*	Martin, Tenn.	L	1-3
9-24	Southeast Missouri*	Martin, Tenn.	L	2-3
9-27	at Eastern Kentucky*	Richmond, Ky.	W	3-2
9-28	at Morehead State*	Morehead, Ky.	L	0-3
10-4	at Middle Tennessee*	Murfreesboro, Tenn.	L	1-3
10-5	at Tennessee Tech*	Cookeville, Tenn.	L	0-3
10-8	Austin Peay*	Martin, Tenn.	L	0-3
10-11	3-vs. Northeastern Illinois	Evansville, Ind.	L	1-3
10-12	3-vs. Southern Illinois	Evansville, Ind.	L	0-3
10-12	3-at Evansville	Evansville, Ind.	L	0-3
10-15	Tennessee State*	Martin, Tenn.	W	3-1
10-22	at Murray State*	Murray, Ky.	L	2-3
10-26	at Eastern Illinois*	Charleston, Ill.	L	0-3
10-29	Tennessee State*	Nashville, Tenn.	W	3-1
11-1	Morehead State*	Martin, Tenn.	L	0-3
11-2	Eastern Kentucky*	Martin, Tenn.	L	1-3
11-5	at Harding	Henderson, Tenn.	W	3-2
11-5	at Freed-Hardeman	Henderson, Tenn.	W	3-0
11-8	Tennessee Tech*	Martin, Tenn.	L	0-3
11-9	Middle Tennessee*	Martin, Tenn.	W	3-1
11-12	at Southeast Missouri*	Cape Girardeau, Mo.	L	0-3
11-14	at Austin Peay*	Clarksville, Tenn.	L	0-3
11-19	Lee	Martin, Tenn.	L	1-3
11-22	4-vs. Tennessee Tech	Murray, Ky.	W	3-2
11-22	4-vs. Southeast Missouri	Murray, Ky.	L	0-3

- 1- Tennessee Preview Tournament - Chattanooga, Tenn.
 2- Western Kentucky Tournament - Bowling Green, Ky.
 3- Evansville Tournament - Evansville, Ind.
 4- Ohio Valley Conference Tournament - Murray, Ky.
 * Ohio Valley Conference Match

1997

Overall Record: 13-19 OVC Record: 4-14

Head Coach: Milly MacDonell

9-2	Christian Brothers	Martin, Tenn.	W	3-0
9-5	1-vs. Akron	Harrisonburg, Va.	L	0-3
9-6	1-at James Madison	Harrisonburg, Va.	L	0-3
9-6	1-vs. Howard	Harrisonburg, Va.	W	3-1
9-12	2-at Western Kentucky	Bowling Green, Ky.	L	0-3
9-13	2-vs. Memphis	Bowling Green, Ky.	W	3-1
9-16	Austin Peay*	Martin, Tenn.	L	1-3
9-19	at Morehead State*	Morehead, Ky.	L	1-3
9-20	at Eastern Kentucky*	Richmond, Ky.	L	1-3
9-23	Southeast Missouri*	Martin, Tenn.	L	0-3
9-25	at Tennessee State*	Nashville, Tenn.	W	3-2
9-27	Belmont	Martin, Tenn.	W	3-0
9-27	Christian Brothers	Martin, Tenn.	W	3-1
10-3	Eastern Illinois*	Martin, Tenn.	L	0-3
10-10	at Tennessee Tech*	Cookeville, Tenn.	L	0-3
10-11	at Middle Tennessee*	Murfreesboro, Tenn.	L	2-3
10-14	Murray State*	Martin, Tenn.	L	0-3
10-17	Eastern Kentucky*	Martin, Tenn.	W	3-2
10-18	Morehead State*	Martin, Tenn.	L	1-3
10-21	at Austin Peay*	Clarksville, Tenn.	L	0-3
10-23	at Rhodes	Memphis, Tenn.	W	3-1
10-23	at Christian Brothers	Memphis, Tenn.	W	3-0
10-28	at Murray State*	Murray, Ky.	L	0-3
10-31	Middle Tennessee*	Martin, Tenn.	W	3-1
11-1	Tennessee Tech*	Martin, Tenn.	L	0-3
11-4	Tennessee State*	Martin, Tenn.	W	3-1
11-6	Freed-Hardeman	Martin, Tenn.	W	3-1

YEARLY DIVISION-I RESULTS

11-8	at Eastern Illinois*	Charleston, Ill.	L	0-3
11-11	at Southeast Missouri*	Cape Girardeau, Mo.	L	0-3
11-18	at Belmont	Nashville, Tenn.	W	3-1
11-21	3-vs. Tennessee State	Cape Girardeau, Mo.	L	1-3

1- James Madison Classic - Harrisonburg, Va.
 2- Western Kentucky Hilltopper Invitational - Bowling Green, Ky.
 3- Ohio Valley Conference Tournament - Cape Girardeau, Mo.
 * Ohio Valley Conference Match

1998
Overall Record: 15-15 OVC Record: 8-10
Head Coach: Chris Rushing

9-1	Ole Miss	Martin, Tenn.	W	3-0
9-4	1-vs. Georgia State	Tuscaloosa, Ala.	L	1-3
9-4	1-at Alabama	Tuscaloosa, Ala.	L	1-3
9-5	1-vs. East Tennessee St.	Tuscaloosa, Ala.	W	3-0
9-5	1-vs. Troy	Tuscaloosa, Ala.	W	3-1
9-11	2-vs. Arkansas-Pine Bluff	Memphis, Tenn.	W	3-0
9-11	2-at Memphis	Memphis, Tenn.	L	0-3
9-12	2-vs. Jackson State	Memphis, Tenn.	W	3-0
9-12	2-vs. Missouri-Kansas City	Memphis, Tenn.	L	0-3
9-15	at Austin Peay*	Clarksville, Tenn.	L	0-3
9-17	Belmont	Martin, Tenn.	W	3-0
9-22	Tennessee State*	Martin, Tenn.	W	3-0
9-25	at Eastern Kentucky*	Richmond, Ky.	W	3-1
9-26	at Morehead State*	Morehead, Ky.	L	2-3
9-29	Arkansas State	Martin, Tenn.	L	0-3
10-1	at Belmont	Nashville, Tenn.	W	3-0
10-6	at Murray State*	Murray, Ky.	L	0-3
10-9	Southeast Missouri*	Martin, Tenn.	L	0-3
10-10	Eastern Illinois*	Martin, Tenn.	L	0-3
10-13	Austin Peay*	Martin, Tenn.	W	3-2
10-16	at Middle Tennessee*	Murfreesboro, Tenn.	W	3-0
10-17	at Tennessee Tech*	Cookeville, Tenn.	L	0-3
10-23	Morehead State*	Martin, Tenn.	W	3-0
10-24	Eastern Kentucky*	Martin, Tenn.	W	3-0
10-27	Murray State*	Martin, Tenn.	L	0-3
11-6	Tennessee Tech*	Martin, Tenn.	L	1-3
11-7	Middle Tennessee*	Martin, Tenn.	W	3-0
11-10	Tennessee State*	Nashville, Tenn.	W	3-0
11-13	at Eastern Illinois*	Charleston, Ill.	L	0-3
11-14	at Southeast Missouri*	Cape Girardeau, Mo.	L	0-3

1- Alabama Tournament - Tuscaloosa, Ala.
 2- Memphis Tournament - Memphis, Tenn.
 * Ohio Valley Conference Tournament

1999
Overall Record: 12-18 OVC Record: 8-10
Head Coach: Chris Rushing

9-1	Ole Miss	Oxford, Miss.	L	1-3
9-3	1-at Southwest Missouri	Springfield, Mo.	L	0-3
9-3	1-vs. Western Illinois	Springfield, Mo.	L	0-3
9-4	1-vs. Saint Louis	Springfield, Mo.	W	3-0
9-4	1-vs. Valparaiso	Springfield, Mo.	W	3-0
9-10	2-vs. UAB	Jacksonville, Ala.	L	2-3
9-11	2-at Jacksonville State	Jacksonville, Ala.	L	0-3
9-11	2-vs. Nicholls State	Jacksonville, Ala.	W	3-1
9-14	at Memphis	Memphis, Tenn.	L	0-3
9-17	at Eastern Illinois*	Charleston, Ill.	L	0-3
9-24	at Morehead State*	Morehead, Ky.	L	0-3
9-25	at Eastern Kentucky*	Richmond, Ky.	W	3-0
9-28	at Southeast Missouri*	Cape Girardeau, Mo.	W	3-1
10-1	Middle Tennessee*	Martin, Tenn.	L	2-3
10-2	Tennessee Tech*	Martin, Tenn.	L	0-3
10-5	at Belmont	Nashville, Tenn.	W	3-0
10-7	at Austin Peay*	Clarksville, Tenn.	L	0-3
10-12	at Tennessee State*	Nashville, Tenn.	L	0-3
10-15	Eastern Illinois*	Martin, Tenn.	L	0-3
10-16	Southeast Missouri*	Martin, Tenn.	W	3-2
10-19	Austin Peay*	Martin, Tenn.	W	3-0
10-22	at Murray State*	Murray, Ky.	L	0-3
10-26	Tennessee State*	Martin, Tenn.	W	3-0
10-28	at Tennessee Tech*	Cookeville, Tenn.	W	3-0
10-29	at Middle Tennessee*	Murfreesboro, Tenn.	L	0-3
11-1	at Arkansas State	Jonesboro, Ark.	L	1-3
11-5	Eastern Kentucky*	Martin, Tenn.	W	3-0
11-6	Morehead State*	Martin, Tenn.	W	3-0
11-9	Belmont	Martin, Tenn.	L	0-3
11-12	Murray State*	Martin, Tenn.	L	0-3

1- Southwest Missouri State Tournament - Springfield, Mo.
 2- Jacksonville State Tournament - Jacksonville, Ala.
 * Ohio Valley Conference Match

2000
Overall Record: 21-6 OVC Record: 13-3
Head Coach: Chris Rushing

9-1	1-vs. Jackson State	Jonesboro, Ark.	W	3-0
9-1	1-vs. Nicholls State	Jonesboro, Ark.	W	3-0
9-2	1-vs. Chattanooga	Jonesboro, Ark.	W	3-2
9-2	1-at Arkansas State	Jonesboro, Ark.	L	1-3
9-8	2-vs. Louisiana-Lafayette	Birmingham, Ala.	L	1-3
9-9	2-at Samford	Birmingham, Ala.	W	3-1
9-9	2-vs. Belmont	Birmingham, Ala.	W	3-1
9-12	Murray State*	Martin, Tenn.	W	3-0
9-15	at Eastern Illinois*	Charleston, Ill.	L	0-3
9-16	at Southeast Missouri*	Cape Girardeau, Mo.	L	0-3
9-19	Tennessee State*	Martin, Tenn.	W	3-0
9-21	Austin Peay*	Martin, Tenn.	W	3-1
9-25	Lipscomb	Martin, Tenn.	W	3-0
9-29	at Eastern Kentucky*	Richmond, Ky.	W	3-1
9-30	at Morehead State*	Morehead, Ky.	W	3-1
10-6	Tennessee Tech*	Martin, Tenn.	W	3-0
10-12	at Austin Peay*	Clarksville, Tenn.	W	3-1
10-13	at Tennessee State*	Nashville, Tenn.	W	3-0
10-20	Southeast Missouri*	Martin, Tenn.	L	0-3
10-21	Eastern Illinois*	Martin, Tenn.	W	3-2
10-26	at Murray State*	Murray, Ky.	W	3-0
10-30	Belmont	Martin, Tenn.	W	3-0
11-3	at Tennessee Tech*	Cookeville, Tenn.	W	3-2
11-10	Morehead State*	Martin, Tenn.	W	3-0
11-11	Eastern Kentucky*	Martin, Tenn.	W	3-2
11-17	3-vs. Eastern Illinois	Cape Girardeau, Mo.	W	3-1
11-18	3-at Southeast Missouri	Cape Girardeau, Mo.	L	0-3

1- Arkansas State Classic - Jonesboro, Ark.
 2- Samford Classic - Birmingham, Ala.
 3- Ohio Valley Conference Tournament - Cape Girardeau, Mo.
 * Ohio Valley Conference Match

2001
Overall Record: 25-8 OVC Record: 14-2
Head Coach: Chris Rushing

8-31	1-vs. IPFW	Terre Haute, Ind.	W	3-0
8-31	1- vs. College of Charleston	Terre Haute, Ind.	L	2-3
9-1	1- vs. St. Francis (N.Y.)	Terre Haute, Ind.	W	3-0
9-1	1-at Indiana State	Terre Haute, Ind.	L	2-3
9-7	2-vs. Arkansas State	Oxford, Miss.	W	3-1
9-7	2-vs. Southern Miss.	Oxford, Miss.	L	2-3
9-8	2-at Ole Miss	Oxford, Miss.	W	3-2
9-8	2-vs. Samford	Oxford, Miss.	W	3-0
9-14	Morehead State*	Martin, Tenn.	L	1-3
9-15	Eastern Kentucky*	Martin, Tenn.	W	3-1
9-18	Lipscomb	Martin, Tenn.	W	3-0
9-20	at Murray State*	Murray, Ky.	W	3-2
9-25	at Southern Illinois	Carbondale, Ill.	L	2-3
9-28	Eastern Illinois*	Martin, Tenn.	L	2-3
9-29	Southeast Missouri*	Martin, Tenn.	W	3-0
10-2	Evansville	Martin, Tenn.	W	3-0
10-3	at Lipscomb	Nashville, Tenn.	W	3-0
10-3	at Belmont	Nashville, Tenn.	W	3-0
10-6	at Tennessee Tech*	Cookeville, Tenn.	W	3-2
10-9	at Austin Peay*	Clarksville, Tenn.	W	3-1
10-12	Murray State*	Martin, Tenn.	W	3-2
10-16	Tennessee State*	Martin, Tenn.	W	3-0
10-19	at Southeast Missouri*	Cape Girardeau, Mo.	W	3-1
10-20	at Eastern Illinois*	Charleston, Ill.	W	3-0
10-23	Arkansas State	Martin, Tenn.	W	3-0
10-26	Tennessee Tech*	Martin, Tenn.	W	3-1
10-30	Memphis	Martin, Tenn.	L	0-3
11-2	at Eastern Kentucky*	Richmond, Ky.	W	3-0
11-3	at Morehead State*	Morehead, Ky.	W	3-0
11-6	at Tennessee State*	Nashville, Tenn.	W	3-0
11-9	Austin Peay*	Martin, Tenn.	W	3-0
11-16	3-Southeast Missouri	Martin, Tenn.	W	3-0
11-17	3-Eastern Illinois	Martin, Tenn.	L	2-3

1-Indiana State Active Ankle Invitational - Terre Haute, Ind.
 2-Ole Miss Magnolia Invitational - Oxford, Miss.
 3-Ohio Valley Conference Tournament - Martin, Tenn.
 *Ohio Valley Conference Match

2002
Overall Record: 24-6 OVC Record: 15-1
Head Coach: Chris Rushing

8-30	1-at California	Berkley, Calif.	L	0-3
8-30	1-vs. San Jose State	Berkley, Calif.	L	1-3
8-31	1-vs. Northern Arizona	Berkley, Calif.	W	3-0
9-6	2-vs. Southern Miss.	Fayetteville, Ark.	W	3-2
9-6	2-at Arkansas	Fayetteville, Ark.	L	0-3
9-7	2-vs. North Texas	Fayetteville, Ark.	W	3-0
9-13	at Morehead State*	Morehead, Ky.	W	3-1
9-14	at Eastern Kentucky*	Richmond, Ky.	W	3-0
9-17	Southern Illinois	Martin, Tenn.	W	3-1
9-19	at Arkansas State	Jonesboro, Ark.	W	3-1
9-24	at Murray State*	Murray, Ky.	W	3-0
9-27	Southeast Missouri*	Martin, Tenn.	W	3-1
9-28	Eastern Illinois*	Martin, Tenn.	W	3-1
10-1	at Memphis	Memphis, Tenn.	L	2-3
10-4	at Austin Peay*	Clarksville, Tenn.	W	3-0
10-5	at Tennessee Tech*	Cookeville, Tenn.	W	3-0
10-11	Tennessee State*	Martin, Tenn.	W	3-0
10-18	at Eastern Illinois*	Charleston, Ill.	W	3-1
10-19	at Southeast Missouri*	Cape Girardeau, Mo.	L	0-3
10-22	Austin Peay*	Martin, Tenn.	W	3-2
10-25	Murray State*	Martin, Tenn.	W	3-2
11-1	Eastern Kentucky*	Martin, Tenn.	W	3-0
11-2	Morehead State*	Martin, Tenn.	W	3-0
11-5	Belmont	Martin, Tenn.	W	3-0
11-7	at Evansville	Evansville, Ind.	W	3-2
11-12	at Tennessee State*	Nashville, Tenn.	W	3-0
11-15	Tennessee Tech*	Martin, Tenn.	W	3-0
11-22	3-Murray State	Martin, Tenn.	W	3-2
11-23	3-Southeast Missouri	Martin, Tenn.	W	3-0
12-6	4-at Nebraska	Lincoln, Neb.	L	0-3

1-Golden Bear Classic - Berkley, Calif.
 2-University of Arkansas Tournament - Fayetteville, Ark.
 3-Ohio Valley Conference Tournament - Martin, Tenn.
 4-NCAA Tournament - Lincoln, Neb.
 * Ohio Valley Conference Match

2003
Overall Record: 7-25 OVC Record: 5-11
Head Coach: Chris Rushing

8-29	1-vs. Northwestern State	Jonesboro, Ark.	L	1-3
8-29	1-at Arkansas State	Jonesboro, Ark.	L	0-3
8-30	1-vs. Memphis	Jonesboro, Ark.	L	2-3
8-30	1-vs. Arkansas-Little Rock	Jonesboro, Ark.	L	2-3
9-5	2-at Mississippi State	Starkville, Miss.	L	1-3
9-6	2-vs. Southern Miss.	Starkville, Miss.	L	0-3
9-6	2- vs. Austin Peay	Starkville, Miss.	L	0-3
9-9	Memphis	Martin, Tenn.	L	2-3
9-12	3-vs. James Madison	Bowling Green, Ky.	W	3-2
9-13	3-vs. Toledo	Bowling Green, Ky.	L	1-3
9-13	3-at Western Kentucky	Bowling Green, Ky.	L	0-3
9-16	at Murray State*	Murray, Ky.	W	3-1
9-18	Arkansas State	Martin, Tenn.	L	0-3
9-23	Evansville	Martin, Tenn.	W	3-2
9-26	at Eastern Kentucky*	Richmond, Ky.	L	0-3
9-27	at Morehead State*	Morehead, Ky.	L	0-3
9-30	at Saint Louis	St. Louis, Mo.	L	0-3
10-3	Jacksonville State*	Martin, Tenn.	L	1-3
10-4	Samford*	Martin, Tenn.	W	3-0
10-7	at Southern Illinois	Carbondale, Ill.	L	1-3
10-10	at Tennessee State*	Nashville, Tenn.	W	3-0
10-17	Morehead State*	Martin, Tenn.	L	0-3
10-18	Eastern Kentucky*	Martin, Tenn.	L	2-3
10-24	at Southeast Missouri*	Cape Girardeau, Mo.	L	0-3
10-25	at Eastern Illinois*	Charleston, Ill.	L	1-3
10-28	at Belmont	Nashville, Tenn.	L	2-3
10-31	at Austin Peay*	Clarksville, Tenn.	L	0-3
11-1	at Tennessee Tech*	Cookeville, Tenn.	L	0-3
11-4	Murray State*	Martin, Tenn.	L	0-3
11-8	Tennessee State*	Martin, Tenn.	W	3-1
11-14	Eastern Illinois*	Martin, Tenn.	L	2-3
11-15	Southeast Missouri*	Martin, Tenn.	W	3-1

1- Arkansas State Tournament - Jonesboro, Ark.
 2- Mississippi State Tournament - Starkville, Miss.
 3- Western Kentucky Tournament - Bowling Green, Ky.
 * Ohio Valley Conference Match

YEARLY DIVISION-I RESULTS

2004

Overall Record: 10-17 OVC Record: 7-9

Head Coach: Chris Rushing

9-3	1-vs. Lipscomb	Boiling Springs, N.C.	L	1-3
9-4	1-at UNC Greensboro	Boiling Springs, N.C.	W	3-1
9-4	1-vs. Gardner-Webb	Boiling Springs, N.C.	W	3-0
9-10	2-vs. Purdue	Knoxville, Tenn.	L	0-3
9-11	2-at Tennessee	Knoxville, Tenn.	L	0-3
9-11	2-vs. Wake Forest	Knoxville, Tenn.	L	0-3
9-21	at Lipscomb	Nashville, Tenn.	L	2-3
9-24	Eastern Kentucky*	Martin, Tenn.	L	0-3
9-25	Morehead State*	Martin, Tenn.	L	2-3
9-27	at Arkansas State	Jonesboro, Ark.	L	0-3
10-1	at Jacksonville State*	Jacksonville, Ala.	L	1-3
10-2	at Samford*	Birmingham, Ala.	W	3-1
10-5	Southern Illinois	Martin, Tenn.	W	3-1
10-7	Tennessee State*	Martin, Tenn.	W	3-0
10-12	Murray State*	Martin, Tenn.	W	3-1
10-15	at Morehead State*	Morehead, Ky.	W	3-1
10-16	at Eastern Kentucky*	Richmond, Ky.	L	0-3
10-19	Arkansas State	Martin, Tenn.	L	2-3
10-22	Southeast Missouri*	Martin, Tenn.	W	3-0
10-23	Eastern Illinois*	Martin, Tenn.	L	0-3
10-26	at Tennessee State*	Nashville, Tenn.	W	3-1
10-29	Austin Peay*	Martin, Tenn.	L	2-3
10-30	Tennessee Tech*	Martin, Tenn.	W	3-0
11-2	at Murray State*	Murray, Ky.	L	0-3
11-9	at Belmont	Martin, Tenn.	L	1-3
11-12	at Eastern Illinois*	Charleston, Ill.	L	0-3
11-13	at Southeast Missouri*	Cape Girardeau, Mo.	L	1-3

1- Gardner-Webb Tournament - Boiling Springs, N.C.

2- Dominos Lady Vol Classic - Knoxville, Tenn.

* Ohio Valley Conference Match

2005

Overall Record: 5-29 OVC Record: 3-13

Head Coach: Amy Draper

8-26	1-vs. Idaho	Athens, Ohio	L	0-3
8-26	1-at Ohio	Athens, Ohio	L	0-3
8-27	1-vs. West Virginia	Athens, Ohio	L	0-3
9-2	2-vs. Alabama A&M	Memphis, Tenn.	L	1-3
9-2	2-vs. Arkansas-Little Rock	Memphis, Tenn.	L	0-3
9-3	Memphis	Memphis, Tenn.	L	0-3
9-3	at Arkansas-Pine Bluff	Memphis, Tenn.	W	3-0
9-7	at Arkansas State	Jonesboro, Ark.	L	2-3
9-9	3-vs. McNeese State	Murfreesboro, Tenn.	L	1-3
9-9	3-vs. Tennessee Tech	Murfreesboro, Tenn.	L	0-3
9-10	3-at Middle Tennessee	Murfreesboro, Tenn.	L	0-3
9-10	3-vs. IUPUI	Murfreesboro, Tenn.	L	1-3
9-13	Lipscomb	Martin, Tenn.	L	1-3
9-16	4-vs. Arkansas-Little Rock	Starkville, Miss.	L	0-3
9-17	4-at Mississippi State	Starkville, Miss.	L	0-3
9-17	4-vs. Louisiana-Lafayette	Starkville, Miss.	W	3-1
9-23	Southeast Missouri*	Martin, Tenn.	L	0-3
9-24	Eastern Illinois*	Martin, Tenn.	L	0-3
9-27	at Belmont	Nashville, Tenn.	L	0-3
9-30	Tennessee State*	Martin, Tenn.	L	0-3
10-1	Austin Peay*	Martin, Tenn.	L	1-3
10-7	at Eastern Kentucky*	Richmond, Ky.	L	0-3
10-8	at Morehead State*	Morehead, Ky.	L	1-3
10-11	Arkansas State	Martin, Tenn.	L	0-3
10-14	at Eastern Illinois*	Charleston, Ill.	L	0-3
10-15	at Southeast Missouri*	Cape Girardeau, Mo.	L	0-3
10-20	at Murray State*	Murray, Ky.	L	0-3
10-21	Tennessee Tech*	Martin, Tenn.	W	3-1
10-28	Morehead State*	Martin, Tenn.	W	3-0
10-29	Eastern Kentucky*	Martin, Tenn.	L	2-3
11-4	at Jacksonville State*	Jacksonville, Ala.	L	0-3
11-5	at Samford*	Birmingham, Ala.	L	2-3
11-10	Murray State*	Martin, Tenn.	W	3-1
11-12	at Tennessee State*	Nashville, Tenn.	L	0-3

1- Ohio University Tournament - Athens, Ohio

2- Memphis Tournament - Memphis, Tenn.

3- Middle Tennessee Tournament - Murfreesboro, Tenn.

4- Mississippi State Tournament - Starkville, Miss.

* Ohio Valley Conference Match

2006

Overall Record: 18-13 OVC Record: 7-9

Head Coach: Amy Draper

8-24	1-vs. UNC Greensboro	Wilmington, N.C.	L	1-3
8-24	1-vs. Winston-Salem St.	Wilmington, N.C.	W	3-0
8-26	1-at UNC Wilmington	Wilmington, N.C.	W	3-0
8-26	1-vs. South Carolina St.	Wilmington, N.C.	W	3-0
9-1	2-vs. Memphis	Troy, Ala.	L	1-3
9-1	2-at Troy	Troy, Ala.	L	2-3
9-1	2-vs. Alcorn State	Troy, Ala.	W	3-0
9-6	Sewanee	Martin, Tenn.	W	3-0
9-9	3-vs. IUPUI	Indianapolis, Ind.	W	3-0
9-9	3-vs. Green Bay	Indianapolis, Ind.	W	3-2
9-12	Trevecca	Martin, Tenn.	W	3-0
9-15	4-at Wofford	Spartanburg, S.C.	W	3-0
9-16	4-vs. Campbell	Spartanburg, S.C.	W	3-1
9-16	4-vs. Elon	Spartanburg, S.C.	W	3-0
9-22	at Southeast Missouri*	Cape Girardeau, Mo.	L	0-3
9-23	at Eastern Illinois*	Charleston, Ill.	W	3-1
9-29	at Tennessee State*	Nashville, Tenn.	L	0-3
9-30	at Austin Peay*	Clarksville, Tenn.	W	3-2
10-6	Eastern Kentucky*	Martin, Tenn.	W	3-2
10-7	Morehead State*	Martin, Tenn.	L	0-3
10-13	Eastern Illinois*	Martin, Tenn.	W	3-1
10-14	Southeast Missouri*	Martin, Tenn.	W	3-1
10-17	Murray State*	Martin, Tenn.	L	1-3
10-20	at Tennessee Tech*	Cookeville, Tenn.	L	1-3
10-24	at Lipscomb	Nashville, Tenn.	L	2-3
10-27	at Morehead State*	Morehead, Ky.	L	1-3
10-28	at Eastern Kentucky*	Richmond, Ky.	L	0-3
11-3	Jacksonville State*	Martin, Tenn.	L	0-3
11-4	Samford*	Martin, Tenn.	W	3-0
11-7	at Murray State*	Murray, Ky.	L	2-3
11-10	Tennessee State*	Martin, Tenn.	W	3-1

1- UNC Wilmington Tournament - Wilmington, N.C.

2- Troy Tournament - Troy, Ala.

3- IUPUI Hampton Inn Downtown Invitational - Indianapolis, Ind.

4- Wofford Tournament - Spartanburg, S.C.

* Ohio Valley Conference Match

2007

Overall Record: 10-22 OVC Record: 4-16

Head Coach: Amy Draper

8-24	1-vs. Central Arkansas	Lafayette, La.	L	2-3
8-25	1-at Louisiana-Lafayette	Lafayette, La.	W	3-2
8-25	1-vs. Jackson State	Lafayette, La.	W	3-0
9-1	2-at IUPUI	Fort Wayne, Ind.	L	0-3
9-2	2-vs. Central Michigan	Fort Wayne, Ind.	L	1-3
9-2	2-vs. North Carolina A&T	Fort Wayne, Ind.	W	3-0
9-7	3-vs. Mississippi Valley St.	Conway, Ark.	W	3-0
9-7	3-vs. Arkansas State	Conway, Ark.	W	3-0
9-8	3-vs. Centenary	Conway, Ark.	W	3-1
9-8	3-at Central Arkansas	Conway, Ark.	L	1-3
9-14	Jacksonville State*	Martin, Tenn.	L	0-3
9-15	Samford*	Martin, Tenn.	L	2-3
9-18	Murray State*	Martin, Tenn.	L	0-3
9-21	at Eastern Illinois*	Charleston, Ill.	W	3-2
9-22	at Southeast Missouri*	Cape Girardeau, Mo.	L	0-3
9-28	at Austin Peay*	Clarksville, Tenn.	L	1-3
10-2	Eastern Illinois*	Martin, Tenn.	W	3-2
10-5	at Tennessee State*	Nashville, Tenn.	L	1-3
10-6	at Tennessee Tech*	Cookeville, Tenn.	L	1-3
10-12	Eastern Kentucky*	Martin, Tenn.	W	3-1
10-13	Morehead State*	Martin, Tenn.	L	0-3
10-16	Belmont	Martin, Tenn.	L	0-3
10-19	at Samford*	Birmingham, Ala.	L	0-3
10-20	at Jacksonville State*	Jacksonville, Ala.	L	0-3
10-23	at Murray State*	Murray, Ky.	L	0-3
10-25	Lipscomb	Martin, Tenn.	L	1-3
10-27	Austin Peay*	Martin, Tenn.	W	3-1
11-2	at Morehead State*	Morehead, Ky.	L	0-3
11-3	at Eastern Kentucky*	Richmond, Ky.	L	0-3
11-7	at Southeast Missouri*	Cape Girardeau, Mo.	L	2-3
11-9	Tennessee Tech*	Martin, Tenn.	L	0-3
11-11	Tennessee State*	Martin, Tenn.	L	2-3

1- Rajun Cajun Classic - Lafayette, La.

2- IUPUI Hampton Inn Invitational - Fort Wayne, Ind.

3- Central Arkansas Tournament - Conway, Ark.

* Ohio Valley Conference Match

2008

Overall Record: 9-24 OVC Record: 7-11

Head Coach: Darrin McClure

8-29	1-Northwestern State	Clarksville, Tenn.	W	3-2
8-29	1-Texas A&M-Corpus Christi	Clarksville, Tenn.	W	3-1
8-30	1-SIU Edwardsville	Clarksville, Tenn.	L	3-1
8-30	1-Austin Peay	Clarksville, Tenn.	L	3-0
9-2	at Arkansas State	Jonesboro, Ark.	L	3-0
9-5	2-Sam Houston	Chicago, Ill.	L	3-1
9-5	2-Loyola	Chicago, Ill.	L	3-0
9-6	2-Bucknell	Chicago, Ill.	L	3-2
9-6	2-Evansville	Chicago, Ill.	L	3-0
9-12	3-Lamar	Fayetteville, Ark.	L	3-1
9-12	3-Virginia Tech	Fayetteville, Ark.	L	3-0
9-13	3-Arkansas	Fayetteville, Ark.	L	3-0
9-16	Murray State*	Martin, Tenn.	W	3-1
9-23	at Southeast Missouri*	Cape Girardeau, Mo.	L	3-0
9-26	Morehead State*	Martin, Tenn.	L	3-1
9-27	Eastern Kentucky*	Martin, Tenn.	W	3-2
10-3	Tennessee State*	Nashville, Tenn.	L	3-1
10-4	at Austin Peay*	Clarksville, Tenn.	L	3-0
10-7	at Lipscomb	Nashville, Tenn.	L	3-2
10-10	at Jacksonville State*	Jacksonville, Ala.	W	3-0
10-11	at Tennessee Tech*	Cookeville, Tenn.	L	3-0
10-17	Eastern Illinois*	Martin, Tenn.	W	3-0
10-18	Southeast Missouri*	Martin, Tenn.	W	3-2
10-21	at Murray State*	Murray, Ky.	L	3-0
10-24	at SIU Edwardsville	Edwardsville, Ill.	L	3-0
10-28	at Eastern Illinois*	Charleston, Ill.	W	3-1
10-30	Tennessee State*	Martin, Tenn.	L	3-2
10-31	Austin Peay*	Martin, Tenn.	L	3-1
11-7	at Eastern Kentucky*	Richmond, Ky.	W	3-0
11-8	at Morehead State*	Morehead, Ky.	L	3-0
11-14	Tennessee Tech*	Martin, Tenn.	L	3-1
11-15	Jacksonville State*	Martin, Tenn.	L	3-2
11-20	4-Murray State	Cookeville, Tenn.	L	3-0

1- Lady Gobs Volleyball Invitational - Clarksville, Tenn.

2- Loyola Invitational - Chicago, Ill.

3- University of Arkansas Tournament - Fayetteville, Ark.

4- Ohio Valley Conference Tournament

* Ohio Valley Conference Match

2009

Overall Record: 8-21 OVC Record: 2-16

Head Coach: Darrin McClure

8-28	1-vs. Centenary	Ruston, La.	W	3-0
8-28	1-at Louisiana Tech	Ruston, La.	W	3-1
8-29	1-vs. Ark.-Pine Bluff	Ruston, La.	W	3-0
8-29	1-vs. South Alabama	Ruston, La.	L	3-1
9-4	2-at Indiana	Bloomington, Ind.	W	3-2
9-5	2-vs. Illinois-Chicago	Bloomington, Ind.	W	3-1
9-5	2-vs. Kentucky	Bloomington, Ind.	L	3-0
9-8	Arkansas State	Martin, Tenn.	L	3-0
9-14	at Evansville	Evansville, Ind.	L	3-0
9-18	Eastern Kentucky*	Martin, Tenn.	W	3-2
9-19	Morehead State*	Martin, Tenn.	L	3-2
9-22	Southeast Missouri*	Martin, Tenn.	L	3-0
9-25	at Tennessee Tech*	Cookeville, Tenn.	L	3-0
9-26	at Jacksonville State*	Jacksonville, Ala.	L	3-2
10-1	at Murray State*	Murray, Ky.	L	3-0
10-6	Eastern Illinois*	Martin, Tenn.	W	3-0
10-9	at Morehead State*	Morehead, Ky.	L	3-0
10-10	at Eastern Kentucky*	Richmond, Ky.	L	3-0
10-13	at Memphis	Memphis, Tenn.	L	3-2
10-16	Tennessee State*	Martin, Tenn.	L	3-0
10-17	Austin Peay*	Martin, Tenn.	L	3-1
10-23	Jacksonville State*	Martin, Tenn.	L	3-1
10-24	Tennessee Tech*	Martin, Tenn.	L	3-1
10-30	at Eastern Illinois*	Charleston, Ill.	L	3-1
10-31	at Southeast Missouri*	Cape Girardeau, Mo.	L	3-0
11-5	Murray State*	Martin, Tenn.	L	3-0
11-6	SIU Edwardsville	Martin, Tenn.	W	3-2
11-13	at Austin Peay*	Clarksville, Tenn.	L	3-0
11-14	at Tennessee State	Nashville, Tenn.	L	3-0

1- Louisiana Tech Techster Invitational - Ruston, La.

2- Indiana Adidas Classic - Bloomington, Ind.

* Ohio Valley Conference Match

YEARLY DIVISION-I RESULTS

2010
Overall Record: 6-24 OVC Record: 4-14

Head Coach: Darrin McClure

8-27	1-Georgia Southern	Auburn, Ala.	L	0-3
8-28	1-at Auburn	Auburn, Ala.	L	0-3
8-28	1-Troy	Auburn, Ala.	L	0-3
9-3	2-Citadel	Macon, Ga.	W	3-0
9-3	2-at Mercer	Macon, Ga.	L	1-3
9-4	2-Presbyterian	Macon, Ga.	W	3-1
9-7	Evansville	Martin, Tenn.	L	0-3
9-10	3-at Texas State	San Marcos, Texas	L	1-3
9-10	3-Alabama	San Marcos, Texas	L	0-3
9-11	3-North Texas	San Marcos, Texas	L	0-3
9-14	at Southern Illinois	Carbondale, Ill.	L	0-3
9-17	at Tennessee State*	Nashville, Tenn.	L	1-3
9-18	at Austin Peay*	Clarksville, Tenn.	L	0-3
9-22	Murray State*	Martin, Tenn.	L	1-3
9-24	SIU Edwardsville	Martin, Tenn.	L	1-3
9-28	at Southeast Missouri*	Cape Girardeau, Mo.	W	3-1
10-1	Tennessee Tech*	Martin, Tenn.	L	1-3
10-2	Jacksonville State*	Martin, Tenn.	L	0-3
10-8	at Eastern Kentucky*	Richmond, Ky.	L	2-3
10-9	at Morehead State*	Morehead, Ky.	L	0-3
10-14	Southeast Missouri*	Martin, Tenn.	W	3-2
10-15	Eastern Illinois*	Martin, Tenn.	L	1-3
10-22	Austin Peay*	Martin, Tenn.	L	0-3
10-23	Tennessee State*	Martin, Tenn.	W	3-2
10-26	at Eastern Illinois*	Charleston, Ill.	L	0-3
11-2	at Murray State*	Murray, Ky.	L	1-3
11-5	at Jacksonville State*	Jacksonville, Ala.	L	0-3
11-6	at Tennessee Tech*	Cookeville, Tenn.	L	0-3
11-12	Morehead State*	Martin, Tenn.	L	0-3
11-13	Eastern Kentucky*	Martin, Tenn.	W	3-0

- 1- Auburn War Eagle Invitational - Auburn, Ala.
2- Mercer Bear Brawl Classic - Macon, Ga.
3- Texas State Century Tel Premier - San Marcos, Texas
* Ohio Valley Conference Match

2011
Overall Record: 19-14 OVC Record: 12-8

Head Coach: Darrin McClure

8-26	1-Southeastern La.	Starkville, Miss.	W	3-0
8-27	1-at Mississippi State	Starkville, Miss.	W	3-1
8-27	1-Southern Illinois	Starkville, Miss.	W	3-2
9-2	2-Stephen F. Austin	Martin, Tenn.	L	1-3
9-2	2-UAB	Martin, Tenn.	L	1-3
9-3	2-Illinois State	Martin, Tenn.	L	0-3
9-6	at Alabama A&M	Huntsville, Ala.	W	3-1
9-9	3-at UMKC	Kansas City, Mo.	L	0-3
9-10	3-Belmont	Kansas City, Mo.	L	2-3
9-10	3-Montana State	Kansas City, Mo.	W	3-0
9-16	at Tennessee Tech*	Cookeville, Tenn.	W	3-1
9-17	at Jacksonville State*	Jacksonville, Ala.	W	3-1
9-23	at Eastern Kentucky*	Richmond, Ky.	L	1-3
9-24	at Morehead State*	Morehead, Ky.	L	0-3
9-30	Southeast Missouri*	Martin, Tenn.	W	3-1
10-1	Murray State*	Martin, Tenn.	W	3-1
10-7	Eastern Illinois*	Martin, Tenn.	W	3-0
10-8	SIU Edwardsville*	Martin, Tenn.	W	3-1
10-10	Jacksonville State*	Martin, Tenn.	W	3-2
10-14	at Austin Peay*	Clarksville, Tenn.	W	3-1
10-15	at Tennessee State*	Nashville, Tenn.	L	1-3
10-18	Tennessee Tech*	Martin, Tenn.	W	3-1
10-21	Morehead State*	Martin, Tenn.	L	1-3
10-22	Eastern Kentucky*	Martin, Tenn.	W	3-0
10-28	at Murray State*	Murray, Ky.	L	2-3
10-29	at Southeast Missouri*	Cape Girardeau, Mo.	L	1-3
11-5	Austin Peay*	Martin, Tenn.	L	2-3
11-8	Tennessee State*	Martin, Tenn.	W	3-2
11-11	at SIU Edwardsville*	Edwardsville, Ill.	W	3-1
11-12	at Eastern Illinois*	Charleston, Ill.	L	1-3
11-17	4-Jacksonville State	Morehead, Ky.	W	3-2
11-18	4-Tennessee State	Morehead, Ky.	W	3-1
11-19	4-at Morehead State	Morehead, Ky.	L	0-3

- 1- Mississippi State Maroon Classic - Starkville, Miss.
2- First State Skyhawk Invitational - Martin, Tenn.
3- UMKC Kangaroo Klassic - Kansas City, Mo.
4- Ohio Valley Conference Tournament
* Ohio Valley Conference Match

2012
Overall Record: 10-21 OVC Record: 6-10

Head Coach: Darrin McClure

8-24	1-at Arkansas	Fayetteville, Ark.	L	0-3
8-25	1-Kansas	Fayetteville, Ark.	L	0-3
8-25	1-Northwestern State	Fayetteville, Ark.	L	1-3
8-31	2-Troy	Martin, Tenn.	L	2-3
9-1	2-Wright State	Martin, Tenn.	W	3-1
9-1	2-DePaul	Martin, Tenn.	L	2-3
9-7	3-Ark.-Little Rock	Carbondale, Ill.	L	1-3
9-8	3-Nicholls State	Carbondale, Ill.	L	0-3
9-8	3-at Southern Illinois	Carbondale, Ill.	L	0-3
9-14	4-Jackson State	Montgomery, Ala.	W	3-1
9-14	4-North Texas	Montgomery, Ala.	L	1-3
9-15	4-Alabama State	Montgomery, Ala.	W	3-0
9-18	Alabama A&M	Martin, Tenn.	W	3-1
9-21	at SIU Edwardsville*	Edwardsville, Ill.	L	0-3
9-22	at Eastern Illinois*	Charleston, Ill.	W	3-1
9-25	at Southeast Missouri*	Cape Girardeau, Mo.	L	1-3
9-29	at Tennessee Tech*	Cookeville, Tenn.	W	3-2
10-2	at Evansville	Evansville, Ind.	L	0-3
10-5	Murray State*	Martin, Tenn.	W	3-1
10-6	Austin Peay*	Martin, Tenn.	L	0-3
10-12	Tennessee State*	Martin, Tenn.	L	1-3
10-13	Belmont*	Martin, Tenn.	W	3-2
10-19	at Eastern Kentucky*	Richmond, Ky.	L	0-3
10-20	at Morehead State*	Morehead, Ky.	L	0-3
10-26	Eastern Illinois*	Martin, Tenn.	W	3-1
10-27	SIU Edwardsville*	Martin, Tenn.	W	3-2
11-2	at Austin Peay*	Clarksville, Tenn.	L	0-3
11-3	at Murray State*	Murray, Ky.	L	1-3
11-6	Southeast Missouri*	Martin, Tenn.	L	1-3
11-10	Jacksonville State*	Martin, Tenn.	L	2-3
11-15	5-at Morehead State	Morehead, Ky.	L	0-3

- 1- Arkansas Invitational - Fayetteville, Ark.
2- First State Skyhawk Invitational - Martin, Tenn.
3- Saluki Invitational - Carbondale, Ill.
4- Alabama State Invitational - Montgomery, Ala.
5- Ohio Valley Conference Tournament
* Ohio Valley Conference Match

2013
Overall Record: 9-23 OVC Record: 3-13

Head Coach: Darrin McClure

8-30	1-Md. Eastern Shore	Peoria, Ill.	W	3-0
8-31	1-Western Illinois	Peoria, Ill.	L	1-3
8-31	1-at Bradley	Peoria, Ill.	W	3-1
9-3	Evansville	Martin, Tenn.	W	3-2
9-6	2-Charlotte	Chattanooga, Tenn.	W	3-0
9-6	2-UNC Asheville	Chattanooga, Tenn.	W	3-0
9-7	2-Tennessee	Chattanooga, Tenn.	L	1-3
9-7	2-at Chattanooga	Chattanooga, Tenn.	W	3-2
9-13	3-South Alabama	Tuscaloosa, Ala.	L	1-3
9-13	3-Arkansas State	Tuscaloosa, Ala.	L	1-3
9-14	3-Nicholls State	Tuscaloosa, Ala.	L	1-3
9-14	3-at Alabama	Tuscaloosa, Ala.	L	0-3
9-20	4-Toledo	Indianapolis, Ind.	L	1-3
9-20	4-at Butler	Indianapolis, Ind.	L	0-3
9-21	4-Green Bay	Indianapolis, Ind.	L	0-3
9-24	at Alabama A&M	Huntsville, Ala.	L	1-3
9-27	SIU Edwardsville*	Martin, Tenn.	W	3-1
9-28	Eastern Illinois*	Martin, Tenn.	L	0-3
10-1	Southeast Missouri*	Martin, Tenn.	W	3-2
10-4	Tennessee Tech*	Martin, Tenn.	L	2-3
10-11	at Murray State*	Murray, Ky.	L	1-3
10-12	at Austin Peay*	Clarksville, Tenn.	L	0-3
10-18	at Tennessee State*	Nashville, Tenn.	L	1-3
10-19	at Belmont*	Nashville, Tenn.	L	0-3
10-25	Eastern Kentucky*	Martin, Tenn.	L	1-3
10-26	Morehead State*	Martin, Tenn.	L	0-3
11-1	at Eastern Illinois*	Charleston, Ill.	L	0-3
11-2	at SIU Edwardsville*	Edwardsville, Ill.	W	3-1
11-8	Austin Peay*	Martin, Tenn.	L	2-3
11-9	Murray State*	Martin, Tenn.	L	2-3
11-12	at Southeast Missouri*	Cape Girardeau, Mo.	L	0-3
11-16	at Jacksonville State*	Jacksonville, Ala.	L	0-3

- 1- CEFCU Classic - Peoria, Ill.
2- Country Inn and Suites Invitational - Chattanooga, Tenn.
3- Hampton Inn Bama Bash - Tuscaloosa, Ala.
4- Butler Classic - Indianapolis, Ind.
* Ohio Valley Conference Match

2014
Overall Record: 11-19 OVC Record: 4-12

Head Coach: Darrin McClure

8-29	1-South Carolina State	Montgomery, Ala.	W	3-0
8-29	1-at Alabama State	Montgomery, Ala.	W	3-2
8-30	1-Southern	Montgomery, Ala.	W	3-0
9-2	Alabama A&M	Martin, Tenn.	W	3-0
9-5	2-Arkansas State	Memphis, Tenn.	L	0-3
9-6	2-at Memphis	Memphis, Tenn.	L	0-3
9-6	2-Ole Miss	Memphis, Tenn.	L	1-3
9-12	3-Drake	Martin, Tenn.	L	0-3
9-13	3-Western Carolina	Martin, Tenn.	W	3-1
9-13	3-Valparaiso	Martin, Tenn.	L	0-3
9-16	Southern Illinois	Martin, Tenn.	L	0-3
9-19	4-South Carolina State	Chattanooga, Tenn.	W	3-1
9-20	4-Stetson	Chattanooga, Tenn.	L	2-3
9-20	4-at Chattanooga	Chattanooga, Tenn.	W	3-0
9-26	at Austin Peay*	Clarksville, Tenn.	L	2-3
9-27	at Murray State*	Murray, Ky.	L	0-3
9-30	Southeast Missouri*	Martin, Tenn.	W	3-2
10-4	Jacksonville State*	Martin, Tenn.	L	2-3
10-10	at Morehead State*	Morehead, Ky.	W	3-0
10-11	at Eastern Kentucky*	Richmond, Ky.	L	0-3
10-17	Eastern Illinois*	Martin, Tenn.	L	1-3
10-18	SIU Edwardsville*	Martin, Tenn.	W	3-0
10-21	Tennessee State*	Martin, Tenn.	L	2-3
10-24	Belmont*	Martin, Tenn.	L	0-3
10-31	at SIU Edwardsville*	Edwardsville, Ill.	L	2-3
11-1	at Eastern Illinois*	Charleston, Ill.	L	0-3
11-7	Murray State*	Martin, Tenn.	L	0-3
11-8	Austin Peay*	Martin, Tenn.	W	3-0
11-11	at Southeast Missouri*	Cape Girardeau, Mo.	L	0-3
11-15	at Tennessee Tech*	Cookeville, Tenn.	L	1-3

- 1- ISTAP Collegiate Cup - Montgomery, Ala.
2- Memphis Invitational - Memphis, Tenn.
3- Skyhawk Invitational - Martin, Tenn.
4- Scenic City Showdown - Chattanooga, Tenn.
* Ohio Valley Conference Match

2015
Overall Record: 9-24 OVC Record: 5-11

Head Coach: Jaclynn Yocum

8-28	1-Coastal Carolina	Atlanta, Ga.	L	0-3
8-28	1-Citadel	Atlanta, Ga.	W	3-1
8-29	1-at Georgia Tech	Atlanta, Ga.	L	0-3
8-29	1-Siena	Atlanta, Ga.	L	1-3
9-1	McNeese State	Oxford, Miss.	L	2-3
9-1	at Ole Miss	Oxford, Miss.	W	3-2
9-4	2-Western Kentucky	Carbondale, Ill.	L	0-3
9-5	2-Dayton	Carbondale, Ill.	L	0-3
9-5	2-at Southern Illinois	Carbondale, Ill.	L	0-3
9-7	at Alabama A&M	Huntsville, Ala.	W	3-2
9-11	3-at Indiana State	Terre Haute, Ind.	L	0-3
9-12	3-IPFW	Terre Haute, Ind.	L	1-3
9-12	3-Eastern Michigan	Terre Haute, Ind.	L	2-3
9-18	4-USC Upstate	St. Louis, Mo.	L	1-3
9-18	4-North Dakota	St. Louis, Mo.	L	0-3
9-19	4-at Saint Louis	St. Louis, Mo.	L	0-3
9-19	4-Arkansas-Pine Bluff	St. Louis, Mo.	W	3-0
9-25	Austin Peay*	Martin, Tenn.	W	3-0
9-26	Murray State*	Martin, Tenn.	L	0-3
9-29	at Southeast Missouri*	Cape Girardeau, Mo.	W	3-0
10-4	at Jacksonville State*	Jacksonville, Ala.	L	0-3
10-9	Morehead State*	Martin, Tenn.	L	0-3
10-10	Eastern Kentucky*	Martin, Tenn.	W	3-1
10-16	at Eastern Illinois*	Charleston, Ill.	L	1-3
10-17	at SIU Edwardsville*	Edwardsville, Ill.	L	2-3
10-23	at Belmont*	Nashville, Tenn.	L	1-3
10-24	at Tennessee State*	Nashville, Tenn.	L	2-3
10-30	SIU Edwardsville*	Martin, Tenn.	W	3-1
10-31	Eastern Illinois*	Martin, Tenn.	L	2-3
11-6	at Murray State*	Murray, Ky.	L	1-3
11-7	at Austin Peay*	Clarksville, Tenn.	L	1-3
11-10	Southeast Missouri*	Martin, Tenn.	W	3-0
11-13	Tennessee Tech*	Martin, Tenn.	L	2-3

- 1- GT Courtyard by Marriott Midtown Invitational - Atlanta, Ga.
2- Saluki Invitational - Carbondale, Ill.
3- Holiday Inn Classic - Terre Haute, Ind.
4- Billiken Invitational - St. Louis, Mo.
* Ohio Valley Conference Match



THIS IS UTM

SKYHAWK ATHLETICS

FACILITIES/STAFF

BIO CAPSULES

2016 OUTLOOK

2015 REGAP

RECORD BOOK

THIS IS UTM



Above: Skyhawk rifle member Dakota Faught notched a piece of history after appearing in back-to-back NCAA Championships along with earning All-American honors.



Above: Lester Hudson became the first Skyhawk in history to be selected in the NBA Draft when he was drafted by the Boston Celtics in 2009. A two-time OVC Male Athlete of the Year, he led the UT Martin men's basketball team to its first-ever OVC regular season championship in 2008-09. The only player in NCAA Division-I history to accumulate a quadruple-double, he has suited up for the NBA's Boston Celtics (2009-10), Memphis Grizzlies (2009-10, 2011-12), Washington Wizards (2010-11), Cleveland Cavaliers (2011-12) and Los Angeles Clippers (2014-15) since graduating from UT Martin.



Above: Heather Butler became the first player in UT Martin and Ohio Valley Conference history to play in the WNBA after signing with the San Antonio Stars. She left the Skyhawks as the program and conference's all-time leading scorer with 2,865 career points, ranking 16th in NCAA history. Her 392 career 3-pointers tied the NCAA all-time record while scoring double figures in all 129 games of her career, ranking as the second longest streak in history.



Above: Skyhawk defensive lineman Montori Hughes became the 12th UT Martin football player to be drafted after going in the fifth round at pick 139 overall to the Indianapolis Colts in 2013 and first since 1996.


Right: The Skyhawk golf team won the program's first-ever OVC Championship while also producing the OVC individual champion for the second straight year.



Above: The Skyhawk women's basketball team notched the program's third consecutive OVC regular season title while posting the team's first postseason victory since 1999 with a win at Memphis in the first round of the Women's National Invitation Tournament.



Above: UT Martin women's tennis team won the program's first OVC regular season title since 2011 while seeing head coach Dennis Taylor be named OVC Coach of the Year while Sarah Candeloro and Hitomi Naito earned All-OVC first team honors.



UT MARTIN'S OVC CHAMPIONSHIPS

(since 2000)

VOLLEYBALL (2001)

VOLLEYBALL (2002)**

WOMEN'S TENNIS (2005)

FOOTBALL (2006)

WOMEN'S TENNIS (2006)

MEN'S BASKETBALL (2009)

SOFTBALL (2009)*

SOCCER (2009)

SOFTBALL (2010)

WOMEN'S BASKETBALL (2011)*

WOMEN'S TENNIS (2011)

SOCCER (2011)*

WOMEN'S BASKETBALL (2012)**

SOFTBALL (2012)**

SOCCER (2012)**

WOMEN'S BASKETBALL (2013)*

SOCCER (2013)

WOMEN'S BASKETBALL (2014)**

WOMEN'S BASKETBALL (2015)

WOMEN'S BASKETBALL (2016)

WOMEN'S TENNIS (2016)

MEN'S GOLF (2016)*

*OVC Tournament Championship

**Team Won OVC Regular-Season and Tournament Titles

SUCCESS AFTER UTM

FACILITIES/STAFF

BIO CAPSULES

2016 OUTLOOK

2015 REGAP

REGORD BOOK

THIS IS UTM



JERRY REESE

New York Giants
Senior VP and General Manager

PAT HEAD SUMMITT

Tennessee Lady Vols
Head Coach Emeritus



- Dr. Margaret Perry ('61) is chancellor emeritus of the University of Tennessee at Martin and was the first female head of a Tennessee four-year college or university.

- Dr. Shirley Raines ('67) is president of the University of Memphis.

- Dr. Nick Dunagan ('68) is chancellor emeritus of The University of Tennessee at Martin.

- Houston Gordon ('68) is a former UT Board of Trustees member and an attorney in Covington, Tenn.

- Dr. C. Pat Taylor ('68) is president of Southwest Baptist University in Missouri.

- Lin Dunn ('69) is the retired head coach for the Indiana Fever, winning a WNBA championship in 2012

- Leonard Hamilton ('71) is head coach of the Florida State University men's basketball team.

- Pat Summitt ('74) is head coach emeritus of the eight-time national champion Lady Vols basketball team.

- Dr. Christy Shaffer ('81) is president and CEO of Inspire Pharmaceuticals, Inc., in Durham, N.C.

- Stan Bell ('85) is a well-known radio personality in Memphis.

- Jerry Reese ('87, '88) is senior vice president and general manager of the NFL's New York Giants.

- Charlie Neese ('92) is a meteorologist at News Channel 5 in Nashville.



LIN DUNN

Retired Indiana Fever
Head Basketball Coach

BILL RHODES

Auto Zone
Chairman, President and CEO



- Bill Rhodes ('87) is the chairman, president and CEO of AutoZone.
- Tasha Blakney ('96) is attorney and partner at Eldridge and Blakney, P.C., in Knoxville, Tenn.
- Trent Latta ('98) is principal and COO at Structural Affiliates International, Inc., in Nashville, Tenn.
- Dr. Amanda Raley Lowery ('02) is the first UT Martin engineering student to earn a doctoral degree and is a research associate in the Vanderbilt University Department of Biomedical Engineering.

OVC ACADEMIC AWARDS

UT MARTIN OVC SCHOLAR-ATHLETES

THE WINNERS ARE SELECTED FROM A GROUP OF NOMINEES BY OVC FACULTY ATHLETICS REPRESENTATIVES. TO BE ELIGIBLE, HONOREES MUST HAVE AT LEAST A 3.25 GPA AND CONDUCT THEMSELVES IN A MANNER WHICH HAS BROUGHT CREDIT TO THE STUDENT-ATHLETE, HIS OR HER INSTITUTION, INTERCOLLEGIATE ATHLETICS AND THE OHIO VALLEY CONFERENCE.

AWARDED EACH FALL (BUT BASED ON THE PRIOR YEAR'S ACHIEVEMENTS), THE OVC SCHOLAR-ATHLETE AWARD IS THE HIGHEST INDIVIDUAL HONOR THAT CAN BE EARNED BY OVC STUDENT-ATHLETES AND IT IS GIVEN ANNUALLY TO THREE MEN AND THREE WOMEN OF JUNIOR OR SENIOR STATUS WHO HAVE ACCOMPLISHMENTS IN BOTH THE CLASSROOM AND ATHLETIC ARENA, AS WELL AS LEADERSHIP QUALITIES.



OVC COMMISSIONER'S HONOR ROLL

THE OVC COMMISSIONER'S HONOR ROLL IS PRESENTED ANNUALLY TO STUDENT-ATHLETES WHO HAVE AT LEAST A 3.25 GPA AND WHO HAVE BEEN ELIGIBLE AND ON THE TEAM THROUGHOUT THE COMPETITIVE SEASON IN THEIR CHOSEN NCAA-SPONSORED SPORT OR SPORTS. SINCE JOINING THE OVC IN 1992, A TOTAL OF 1,728 UT MARTIN STUDENT-ATHLETES HAVE BEEN NAMED TO THE PRESTIGIOUS LIST.

Year	Total	Year	Total
1993-94	48	2005-06	81
1994-95	62	2006-07	81
1995-96	68	2007-08	85
1996-97	41	2008-09	73
1997-98	38	2009-10	70
1998-99	52	2010-11	93
1999-00	50	2011-12	114
2000-01	58	2012-13	116
2001-02	65	2013-14	109
2002-03	82	2014-15	100
2003-04	81	2015-16	83
2004-05	78		

1994-95	ANNA DAVIS	WOMEN'S TENNIS
	CAROLINE GROVES	WOMEN'S TENNIS
1996-97	KLAS BRUNSKOG	MEN'S TENNIS
	ANGELA OLSEN	WOMEN'S TENNIS
1997-98	ARTHUR CASTLE	MEN'S BASKETBALL
2001-02	KELLY PENDLETON	WOMEN'S BASKETBALL
2002-03	RACHEL AHLERS	VOLLEYBALL
2004-05	BRADY WAHLBERG	FOOTBALL
2005-06	CHAD MCMAHAN	FOOTBALL
2007-08	ANDREY YESPOV	MEN'S TENNIS
2008-09	JAMIE FURSTENBERG	SOCCER
2009-10	CODY TERRY	BASEBALL
2010-11	JENNA MILLER	VOLLEYBALL
2011-12	LEAH TAYLOR	SOFTBALL
2012-13	HEATHER BUTLER	WOMEN'S BASKETBALL
2015-16	BEN REEVES	MEN'S GOLF
2015-16	KATIE SCHUBERT	WOMEN'S BASKETBALL



OVC MEDAL OF HONOR

THE OVC MEDAL OF HONOR IS GIVEN ANNUALLY TO THE STUDENT-ATHLETE(S) WHO ACHIEVE THE HIGHEST GPA (4.0) IN A CONFERENCE-SPONSORED SPORT. SINCE JOINING THE OVC IN 1992, UT MARTIN STUDENT-ATHLETES HAVE CLAIMED 230 MEDALS OF HONOR.

Year	Total	Year	Total	Year	Total
1993-94	4	2001-02	7	2009-10	12
1994-95	4	2002-03	12	2010-11	15
1995-96	8	2003-04	11	2011-12	16
1996-97	8	2004-05	7	2012-13	17
1997-98	7	2005-06	8	2013-14	22
1998-99	5	2006-07	9	2014-15	16
1999-00	7	2007-08	13	2015-16	8
2000-01	6	2008-09	8		



KEVIN McMILLAN

INTERIM ATHLETICS DIRECTOR

APPOINTED: APRIL 7, 2016

Kevin McMillan was appointed interim director of intercollegiate athletics by Chancellor Robert M. Smith on April 7, 2016.

McMillan, 48, completed his seventh season as head coach of the Skyhawk women's basketball program in 2015-16. He will continue his head coaching duties in addition to his role as interim athletic director.

A native of Arkadelphia, Ark., McMillan has created an Ohio Valley Conference women's basketball dynasty at UT Martin, winning eight conference titles (four regular season, four tournament) since 2011. His 142 victories are the most in program history and ranks as the seventh-highest win total in OVC history, as he accounts for three OVC Coach of the Year awards.

McMillan has guided the Skyhawks to six consecutive postseason berths – including the program's first four NCAA Tournament appearances. In 2015-16, he coached UT Martin to its first postseason victory since 1999 with a win at Memphis in the first round of the Women's National Invitation Tournament.

Off the court, McMillan's teams have exceeded the average NCAA Academic Progress Rate in each of his seven seasons. He has produced two OVC Scholar-Athletes (the highest individual honor in the league) and has graduated 100 percent of his student-athletes who have completed their eligibility in his Skyhawk tenure.

McMillan graduated with a degree in math and business from Rhodes College in 1989 and earned his Master's degree in health and human performance from Middle Tennessee State in 2007.

SENIOR STAFF



JASON SIMPSON
INTERIM ASSOCIATE
ATHLETICS DIRECTOR



LORA McDONALD
ASST. ATHLETICS DIRECTOR
CORPORATE SPONSORSHIPS
& MARKETING



TRUDY HENDERSON
COORDINATOR OF
EXTERNAL OPERATIONS



DANELLE FABIANICH
ASST. ATHLETICS DIRECTOR/SWA
ACADEMICS & S-A
SERVICES



BILL KALER
ASST. ATHLETICS
DIRECTOR
COMPLIANCE



VERONICA WILLIAMS
ASST. ATHLETICS
DIRECTOR
COMPLIANCE



BART SELEW
ASST. ATHLETICS
DIRECTOR
ATHLETIC TRAINING

HEAD COACHES



RICK ROBINSON
BASEBALL



ANTHONY STEWART
MEN'S BASKETBALL



KEVIN McMILLAN
WOMEN'S BASKETBALL



PETER DALTON
CROSS COUNTRY/TRACK



MEGHAN CORVIN
EQUESTRIAN



JASON SIMPSON
FOOTBALL



JERRY CARPENTER
GOLF



BOB BEARD
RIFLE



JOHN LUTHI
RODEO



PHIL McNAMARA
WOMEN'S SOCCER



DONLEY CANARY
SOFTBALL



DENNIS TAYLOR
WOMEN'S TENNIS



JACLYNN YOCUM
VOLLEYBALL

2016 UT MARTIN SKYHAWK VOLLEYBALL





2016 SCHEDULE

DATE	TIME	OPPONENT	DATE	TIME	OPPONENT
AUG. 26	12 PM	AT COLLEGE OF CHARLESTON#	OCT. 8	4 PM	AT TENNESSEE TECH*
AUG. 26	3:30 PM	VS. BINGHAMTON#	OCT. 14	6 PM	TENNESSEE STATE*
AUG. 27	9 AM	VS. SOUTH CAROLINA#	OCT. 15	2 PM	BELMONT*
SEPT. 2	10 AM	VS. MISSISSIPPI STATE\$	OCT. 21	6 PM	AT MOREHEAD STATE*
SEPT. 2	4 PM	VS. OKLAHOMA\$	OCT. 22	11 AM	AT EASTERN KENTUCKY*
SEPT. 3	12 PM	VS. ARKANSAS-PINE BLUFF\$	OCT. 28	6 PM	AUSTIN PEAY*
SEPT. 3	5 PM	AT LITTLE ROCK\$	OCT. 29	11 AM	MURRAY STATE*
SEPT. 5	11 AM	NORTHERN ARIZONA	NOV. 4	7 PM	AT EASTERN ILLINOIS*
SEPT. 5	7 PM	ALABAMA A&M	NOV. 5	2 PM	AT SIUE*
SEPT. 9	10:30 AM	VS. TULSA%	NOV. 8	6:30 PM	AT SOUTHEAST MISSOURI*
SEPT. 9	6 PM	AT ARKANSAS STATE%	NOV. 11	7 PM	JACKSONVILLE STATE*
SEPT. 10	10:30 AM	VS. CENTRAL ARKANSAS%	NOV. 17-21	TBA	OVC TOURNAMENT+
SEPT. 16	10 AM	AT UAB&	ALL TIMES ARE CST AND SUBJECT TO CHANGE HOME MATCHES IN ORANGE AND ALL CAPS # C OF C INVITATIONAL - CHARLESTON, SC. \$ LITTLE ROCK INVITATIONAL - LITTLE ROCK, ARK. % A-STATE INVITATIONAL - JONESBORO, ARK. & FIGHT LIKE HAL MEMORIAL INVITATIONAL - BIRMINGHAM, ALA. * OHIO VALLEY CONFERENCE MATCH + HOSTED BY OVC REGULAR SEASON CHAMPION		
SEPT. 16	4:30 PM	VS. UL LAFAYETTE&			
SEPT. 17	11 AM	VS. MEMPHIS&			
SEPT. 23	7 PM	AT MURRAY STATE*			
SEPT. 24	2 PM	AT AUSTIN PEAY*			
SEPT. 30	7 PM	SIUE*			
OCT. 1	2 PM	EASTERN ILLINOIS*			
OCT. 4	7 PM	SOUTHEAST MISSOURI*			